


# WIRE SHELVING



 **Material Handling USA**

**Call Now for a Free  
Quote or Site Visit!**

222 S. Main St. 5th Floor  
Salt Lake City, UT 84101

800-326-4403  
<https://www.mh-usa.com/>

SUPERSTORE

MH-USA

Material Handling USA



# CHROME STATIONARY WIRE SHELVING

Open wire construction reduces dust build-up, allows free light and air circulation, increases sprinkler effectiveness and improves visibility. Fast, easy to assemble. No tools required. Each shelf is adjustable in 1" increments. Four shelf starter unit consists of 4 posts, 4 shelves, 4 adjustable feet and 16 shelf clips. Four shelf Add-On unit consists of 2 posts, 4 shelves, 4 adjustable feet, 8 add-on hooks and 8 shelf clips. Available in 63", 74" and 86" tall units. Add additional shelves and accessories to meet your specific needs.



Shelf Size	Shelf Cap.	63" High	74" High	86" High	63" High	74" High	86" High	Extra Shelf
		Model Number	Model Number	Model Number	Model Number	Model Number	Model Number	Model Number
		4 Shelf - Starter Unit			4 Shelf - Add-On Unit			
18" x 24"	500	WCS4-1824-63	WCS4-1824-74	WCS4-1824-86	WCT4-1824-63	WCT4-1824-74	WCT4-1824-86	205-CS1824
18" x 36"	500	WCS4-1836-63	WCS4-1836-74	WCS4-1836-86	WCT4-1836-63	WCT4-1836-74	WCT4-1836-86	205-CS1836
18" x 42"	500	WCS4-1842-63	WCS4-1842-74	WCS4-1842-86	WCT4-1842-63	WCT4-1842-74	WCT4-1842-86	205-CS1842
18" x 48"	500	WCS4-1848-63	WCS4-1848-74	WCS4-1848-86	WCT4-1848-63	WCT4-1848-74	WCT4-1848-86	205-CS1848
18" x 54"	400	WCS4-1854-63	WCS4-1854-74	WCS4-1854-86	WCT4-1854-63	WCT4-1854-74	WCT4-1854-86	205-CS1854
18" x 60"	400	WCS4-1860-63	WCS4-1860-74	WCS4-1860-86	WCT4-1860-63	WCT4-1860-74	WCT4-1860-86	205-CS1860
18" x 72"	400	WCS4-1872-63	WCS4-1872-74	WCS4-1872-86	WCT4-1872-63	WCT4-1872-74	WCT4-1872-86	205-CS1872
21" x 24"	500	WCS4-2124-63	WCS4-2124-74	WCS4-2124-86	WCT4-2124-63	WCT4-2124-74	WCT4-2124-86	205-CS2124
21" x 36"	500	WCS4-2136-63	WCS4-2136-74	WCS4-2136-86	WCT4-2136-63	WCT4-2136-74	WCT4-2136-86	205-CS2136
21" x 42"	500	WCS4-2142-63	WCS4-2142-74	WCS4-2142-86	WCT4-2142-63	WCT4-2142-74	WCT4-2142-86	205-CS2142
21" x 48"	500	WCS4-2148-63	WCS4-2148-74	WCS4-2148-86	WCT4-2148-63	WCT4-2148-74	WCT4-2148-86	205-CS2148
21" x 54"	400	WCS4-2154-63	WCS4-2154-74	WCS4-2154-86	WCT4-2154-63	WCT4-2154-74	WCT4-2154-86	205-CS2154
21" x 60"	400	WCS4-2160-63	WCS4-2160-74	WCS4-2160-86	WCT4-2160-63	WCT4-2160-74	WCT4-2160-86	205-CS2160
21" x 72"	400	WCS4-2172-63	WCS4-2172-74	WCS4-2172-86	WCT4-2172-63	WCT4-2172-74	WCT4-2172-86	205-CS2172
24" x 24"	500	WCS4-2424-63	WCS4-2424-74	WCS4-2424-86	WCT4-2424-63	WCT4-2424-74	WCT4-2424-86	205-CS2424
24" x 36"	500	WCS4-2436-63	WCS4-2436-74	WCS4-2436-86	WCT4-2436-63	WCT4-2436-74	WCT4-2436-86	205-CS2436
24" x 42"	500	WCS4-2442-63	WCS4-2442-74	WCS4-2442-86	WCT4-2442-63	WCT4-2442-74	WCT4-2442-86	205-CS2442
24" x 48"	500	WCS4-2448-63	WCS4-2448-74	WCS4-2448-86	WCT4-2448-63	WCT4-2448-74	WCT4-2448-86	205-CS2448
24" x 54"	400	WCS4-2454-63	WCS4-2454-74	WCS4-2454-86	WCT4-2454-63	WCT4-2454-74	WCT4-2454-86	205-CS2454
24" x 60"	400	WCS4-2460-63	WCS4-2460-74	WCS4-2460-86	WCT4-2460-63	WCT4-2460-74	WCT4-2460-86	205-CS2460
24" x 72"	400	WCS4-2472-63	WCS4-2472-74	WCS4-2472-86	WCT4-2472-63	WCT4-2472-74	WCT4-2472-86	205-CS2472
36" x 48"	500	WCS4-3648-63	WCS4-3648-74	WCS4-3648-86	WCT4-3648-63	WCT4-3648-74	WCT4-3648-86	205-CS3648
36" x 60"	400	WCS4-3660-63	WCS4-3660-74	WCS4-3660-86	WCT4-3660-63	WCT4-3660-74	WCT4-3660-86	205-CS3660
36" x 72"	300	WCS4-3672-63	WCS4-3672-74	WCS4-3672-86	WCT4-3672-63	WCT4-3672-74	WCT4-3672-86	205-CS3672

# CHROME MOBILE WIRE UTILITY CARTS

These attractive mobile carts are finished with durable chrome plating. Open wire design reduces dust build-up, improves lighting and air circulation. Carts are highly maneuverable and include four locking 5" swivel caster wheels. Easy to assemble. No special tools required. Shelves are fully adjustable in 1" increments. Utility carts are 39" high and available with two or three shelves. Unit Capacity: 600 lbs.



Shelf Size	Shelf Cap.	2 Shelf Cart		3 Shelf Cart	
		Model Number	Model Number	Model Number	Model Number
18" x 36"	500	WCD2-1836	WCD3-1836		
18" x 42"	500	WCD2-1842	WCD3-1842		
18" x 48"	500	WCD2-1848	WCD3-1848		
18" x 54"	400	WCD2-1854	WCD3-1854		
18" x 60"	400	WCD2-1860	WCD3-1860		
18" x 72"	400	WCD2-1872	WCD3-1872		

Shelf Size	Shelf Cap.	2 Shelf Cart		3 Shelf Cart	
		Model Number	Model Number	Model Number	Model Number
24" x 36"	500	WCD2-2436	WCD3-2436		
24" x 42"	500	WCD2-2442	WCD3-2442		
24" x 48"	500	WCD2-2448	WCD3-2448		
24" x 54"	400	WCD2-2454	WCD3-2454		
24" x 60"	400	WCD2-2460	WCD3-2460		
24" x 72"	400	WCD2-2472	WCD3-2472		

# CHROME MOBILE WIRE SHELVING

These mobile wire shelving units are constructed to the highest quality standards and feature rust resistant chrome plating. Attractive open wire design reduces dust build-up, improves lighting and air circulation. Units are highly maneuverable and come standard with locking 5" diameter swivel caster wheels. Fast and easy to assemble. No special tools required. Available in 69" and 80" high mobile units and come standard with 4 shelves, add additional shelves and accessories to meet your specific needs. Unit Capacity: 600 lbs.



Shelf Size	Shelf Cap.	69" High		80" High		Extra Shelf	
		Model Number	Model Number	Model Number	Model Number	Model Number	Model Number
18" x 36"	500	WCC4-1836-63	WCC4-1836-74	205-CS1836			
18" x 42"	500	WCC4-1842-63	WCC4-1842-74	205-CS1842			
18" x 48"	500	WCC4-1848-63	WCC4-1848-74	205-CS1848			
18" x 54"	400	WCC4-1854-63	WCC4-1854-74	205-CS1854			
18" x 60"	400	WCC4-1860-63	WCC4-1860-74	205-CS1860			
18" x 72"	400	WCC4-1872-63	WCC4-1872-74	205-CS1872			
21" x 36"	500	WCC4-2136-63	WCC4-2136-74	205-CS2136			
21" x 42"	500	WCC4-2142-63	WCC4-2142-74	205-CS2142			
21" x 48"	500	WCC4-2148-63	WCC4-2148-74	205-CS2148			
21" x 54"	400	WCC4-2154-63	WCC4-2154-74	205-CS2154			
21" x 60"	400	WCC4-2160-63	WCC4-2160-74	205-CS2160			
21" x 72"	400	WCC4-2172-63	WCC4-2172-74	205-CS2172			
24" x 36"	500	WCC4-2436-63	WCC4-2436-74	205-CS2436			
24" x 42"	500	WCC4-2442-63	WCC4-2442-74	205-CS2442			
24" x 48"	500	WCC4-2448-63	WCC4-2448-74	205-CS2448			
24" x 54"	400	WCC4-2454-63	WCC4-2454-74	205-CS2454			
24" x 60"	400	WCC4-2460-63	WCC4-2460-74	205-CS2460			
24" x 72"	400	WCC4-2472-63	WCC4-2472-74	205-CS2472			
36" x 48"	500	WCC4-3648-63	WCC4-3648-74	205-CS3648			
36" x 60"	400	WCC4-3660-63	WCC4-3660-74	205-CS3660			
36" x 72"	300	WCC4-3672-63	WCC4-3672-74	205-CS3672			





# BLACK POWDER COATED STATIONARY UNITS



Open wire construction reduces dust build-up, allows free light and air circulation, increases sprinkler effectiveness and improves visibility. Finished in a durable powder coated paint. Fast and easy to assemble. No tools required. Shelves are adjustable in 1" increments. Units are available in 63", 74" and 86" heights and include four shelves per unit.



Shelf Size	Shelf Cap.	63" High	74" High	86" High	Extra Shelf
		Model Number	Model Number	Model Number	Model Number
<b>4 Shelf Starter Unit</b>					
18" x 36"	500	WBS4-1836-63	WBS4-1836-74	WBS4-1836-86	205-BS1836
18" x 48"	400	WBS4-1848-63	WBS4-1848-74	WBS4-1848-86	205-BS1848
18" x 60"	300	WBS4-1860-63	WBS4-1860-74	WBS4-1860-86	205-BS1860
18" x 72"	300	WBS4-1872-63	WBS4-1872-74	WBS4-1872-86	205-BS1872
24" x 36"	500	WBS4-2436-63	WBS4-2436-74	WBS4-2436-86	205-BS2436
24" x 48"	400	WBS4-2448-63	WBS4-2448-74	WBS4-2448-86	205-BS2448
24" x 60"	300	WBS4-2460-63	WBS4-2460-74	WBS4-2460-86	205-BS2460
24" x 72"	300	WBS4-2472-63	WBS4-2472-74	WBS4-2472-86	205-BS2472
<b>4 Shelf Add-on Unit</b>					
18" x 36"	500	WBT4-1836-63	WBT4-1836-74	WBT4-1836-86	205-BS1836
18" x 48"	400	WBT4-1848-63	WBT4-1848-74	WBT4-1848-86	205-BS1848
18" x 60"	300	WBT4-1860-63	WBT4-1860-74	WBT4-1860-86	205-BS1860
18" x 72"	300	WBT4-1872-63	WBT4-1872-74	WBT4-1872-86	205-BS1872
24" x 36"	500	WBT4-2436-63	WBT4-2436-74	WBT4-2436-86	205-BS2436
24" x 48"	400	WBT4-2448-63	WBT4-2448-74	WBT4-2448-86	205-BS2448
24" x 60"	300	WBT4-2460-63	WBT4-2460-74	WBT4-2460-86	205-BS2460
24" x 72"	300	WBT4-2472-63	WBT4-2472-74	WBT4-2472-86	205-BS2472

# BLACK POWDER COATED MOBILE UNITS

These mobile wire shelving units are attractive and highly functional. Open wire design reduces dust build up and improves air circulation. Units include four 5" locking swivel casters. Powder coated black finish is chip and scratch resistant. Shelves are adjustable in 1" increments. Choose from heights of 36", 69" and 80". Easy to assemble. No special tools required. Maximum Unit Capacity: 600 lbs.



Shelf Size	Shelf Cap.	36" High	69" High	80" High	Extra Shelf
		Model Number	Model Number	Model Number	Model Number
		<b>2 Shelf</b>		<b>4 Shelf</b>	
18" x 36"	500	WBC4-1836-30	WBC4-1836-63	WBC4-1836-74	205-BS1836
18" x 48"	400	WBC4-1848-30	WBC4-1848-63	WBC4-1848-74	205-BS1848
18" x 60"	300	WBC4-1860-30	WBC4-1860-63	WBC4-1860-74	205-BS1860
18" x 72"	300	WBC4-1872-30	WBC4-1872-63	WBC4-1872-74	205-BS1872
24" x 36"	500	WBC4-2436-30	WBC4-2436-63	WBC4-2436-74	205-BS2436
24" x 48"	400	WBC4-2448-30	WBC4-2448-63	WBC4-2448-74	205-BS2448
24" x 60"	300	WBC4-2460-30	WBC4-2460-63	WBC4-2460-74	205-BS2460
24" x 72"	300	WBC4-2472-30	WBC4-2472-63	WBC4-2472-74	205-BS2472

# WIRE SHELVING COMPONENTS



Wire Shelving components can be purchased separately to meet your specific requirements. Shelves can be adjusted in 1" increments and we offer a variety of post sizes. Stationary posts include an adjustable leveling bolt to compensate for uneven surfaces. Components are available in Chrome Plated and Black Powder Coat. Chrome and Black Wire Shelving are NSF certified by the National Sanitation Foundation.



Height	Chrome Posts	Black Posts
	Model Number	Model Number
<b>Stationary Posts</b>		
36"	N/A	205-BP36
63"	205-CP63	205-BP63
74"	205-CP74	205-BP74
86"	205-CP86	205-BP86
<b>Mobile Posts</b>		
30"	N/A	205-BP30M
63"	205-CP63M	205-BP63M
74"	205-CP74M	205-BP74M

Chrome Shelves	
Model Number	Size D x W
205-CS1836	18" x 36"
205-CS1842	18" x 42"
205-CS1848	18" x 48"
205-CS1854	18" x 54"
205-CS1860	18" x 60"
205-CS1872	18" x 72"
205-CS2136	21" x 36"
205-CS2142	21" x 42"
205-CS2148	21" x 48"
205-CS2154	21" x 54"
205-CS2160	21" x 60"
205-CS2172	21" x 72"
205-CS2436	24" x 36"
205-CS2442	24" x 42"
205-CS2448	24" x 48"
205-CS2454	24" x 54"
205-CS2460	24" x 60"
205-CS2472	24" x 72"
205-CS3648	36" x 48"
205-CS3660	36" x 60"
205-CS3672	36" x 72"

Wire Shelving Accessories	
Size	Model Number
<b>(A) Chrome Basket Shelves</b>	
18"D x 36"W	205-CSB1836
<b>(B) Chrome Shelf Dividers</b>	
18"D	205-CSD18
24"D	205-CSD24
<b>(C) Chrome Cantilever Shelves</b>	
12"D x 36"W	205-CSC1236
12"D x 48"W	205-CSC1248
12"D x 60"W	205-CSC1260
<b>(D) Chrome Ledges</b>	
18"D	205-CL18
24"D	205-CL24
36"D	205-CL36
48"D	205-CL48
60"D	205-CL60
<b>(E) Chrome Safety Handles</b>	
18"D	205-CSF18
24"D	205-CSF24
36"D	205-CSF36
<b>(F) Chrome Utility Handles</b>	
18"D	205-CH18
24"D	205-CH24
<b>(G) Chrome Document Holder</b>	
N/A	205-CDH



Black Shelves	
Model Number	Size D x W
205-BS1836	18" x 36"
205-BS1842	18" x 42"
205-BS1848	18" x 48"
205-BS1854	18" x 54"
205-BS1860	18" x 60"
205-BS1872	18" x 72"
205-BS2436	24" x 36"
205-BS2442	24" x 42"
205-BS2448	24" x 48"
205-BS2454	24" x 54"
205-BS2460	24" x 60"
205-BS2472	24" x 72"

Miscellaneous Parts	
Model #	Description
205-CSHOOK1	"S" Style Hook for Chrome
205-BSHOOK1	"S" Style Hook for Black
205-AC5L	5" Locking Caster Wheel
205-CPA	Stationary Post Anchor
205-CSCLIP1	Chrome / Black Shelf Clip
205-CPMB	Wall Mount Bracket
205-CPC	Chrome Shelving Post Clamps
205-BPC	Black Shelving Post Clamps




## SNAP-ON LABEL HOLDER

Snap-on label holders identify and mark contents. Flexible holders fit new or existing wire shelving with 1 1/4" face. Includes laser jet/inkjet white inserts.



Model #	Description
205-CL1253	3" Long / 25 per pack
205-CL1256	6" Long / 25 per pack



**Boltless Shelving**



**Pallet Rack**



**Cantilever Rack**



**FastRak Bulk Shelving**



**Wire Shelving**




**Archive Shelving**




**Workbenches & Packing Tables**



**Carts & Trucks**



**Bins & Boxes**



**Stock, Reel & Tire Racks**

For more information, please contact the approved dealer or distributor below.

 **Material Handling USA**  
**800-326-4403**

<https://www.mh-usa.com/>  
[Sales@MaterialHandling-USA.com](mailto:Sales@MaterialHandling-USA.com)

JDB080807