



# CANTILEVER RACK



**Call Now for a Free  
Quote or Site Visit!**

222 S. Main St. 5th Floor  
Salt Lake City, UT 84101  
800-326-4403  
<https://www.mh-usa.com/>

SUPERSTORE

MH-USA

Material Handling USA



# HEAVY DUTY CANTILEVER RACK

This heavy duty cantilever rack is ideal for storing tubes, bar stock or other long materials. Available with either single sided or double sided base. Columns are available in 8', 10' or 12' high. Arms are available in 24", 36" or 48". Two bases/columns, one brace set and arms are required to make one free standing starter unit. Additional sections can be added to starter units by purchasing one additional base/column, one brace set and arms. Components feature 14 gauge construction. All components are sold individually.

## How to Order


### A. Select Arm

1. Choose Arm Length and angle.
2. Choose either Regular Duty or Heavy Duty based on capacity required.
3. Add optional End-Stops if needed.

### B. Select Base/Column Size

1. Choose either single sided or double sided base.
2. Choose column Height
  - a. When columns serve as load stops, it is necessary to specify column heights greater than the top loading arms. There is no need to pay for extra column height unless load stops are desired or future expansion is anticipated.
  - b. Arm height adjustable in 3" increments.
3. Select appropriate Base for arms selected in "A" above.

### C. Select Brace Set




| 4° Arms      |        |               |
|--------------|--------|---------------|
| Model Number | Length | Cap. Per Arms |
| Regular Duty |        |               |
| 215-HA24     | 24"    | 1,800         |
| 215-HA36     | 36"    | 1,200         |
| 215-HA48     | 48"    | 900           |
| Heavy Duty   |        |               |
| 215-HAH36    | 36"    | 2,050         |
| 215-HAH48    | 48"    | 1,600         |

| 20° Arms     |        |               |
|--------------|--------|---------------|
| Model Number | Length | Cap. Per Arms |
| Heavy Duty   |        |               |
| 215-HBH24    | 24"    | 2,200         |
| 215-HBH36    | 36"    | 2,050         |
| 215-HBH48    | 48"    | 1,600         |

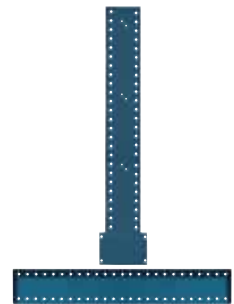



| *Heavy Duty Arm End-Stops |          |
|---------------------------|----------|
| Model Number              | Fits Arm |
| CHAHS01                   | 4°       |
| CHAHS02                   | 20°      |

\*for use with Heavy Duty Arms only



| Brace Sets | 8' & 10' High | 12' High     |
|------------|---------------|--------------|
|            | Model Number  | Model Number |
| Width      |               |              |
| 3'         | 215-HXP36     | CHX-36       |
| 4'         | 215-HXP48     | CHX-48       |
| 6'         | 215-HXP72     | CHX-72       |
| 8'         | 215-HXP96     | CHX-96       |



| Arm Length      | Single Sided Base/Column |                 | Double Sided Base/Column |                 |
|-----------------|--------------------------|-----------------|--------------------------|-----------------|
|                 | Model Number             | Cap. Per Column | Model Number             | Cap. Per Column |
| 8' High Column  |                          |                 |                          |                 |
| 24"             | CHS-09624                | 11,200          | CHD-09624                | 22,400          |
| 36"             | CHS-09636                | 8,400           | CHD-09636                | 16,800          |
| 48"             | CHS-09648                | 6,700           | CHD-09648                | 13,400          |
| 10' High Column |                          |                 |                          |                 |
| 24"             | CHS-12024                | 11,200          | CHD-12024                | 22,400          |
| 36"             | CHS-12036                | 8,400           | CHD-12036                | 16,800          |
| 48"             | CHS-12048                | 6,700           | CHD-12048                | 13,400          |
| 12' High Column |                          |                 |                          |                 |
| 24"             | CHS-14424                | 11,200          | CHD-14424                | 22,400          |
| 36"             | CHS-14436                | 8,400           | CHD-14436                | 16,800          |
| 48"             | CHS-14448                | 6,700           | CHD-14448                | 13,400          |

# MEDIUM DUTY CANTILEVER RACK

Ideal for storing long products such as bars, pipes and rods. Available as either a single or double sided unit. All units are 79" tall. Arms are adjustable in 1 1/2" increments. Choose either 12", 18" or 24" arms. Angled arms and welded end-stops provide secure/safe storage of extra long stock. Units assemble in less than 10 minutes.

## How to Order

### A. Select Arm

1. Choose Arm Length.

### B. Select Columns

1. Choose either single sided or double sided base. (Minimum 2 Base/Columns)
2. Select appropriate Column for arms selected in "A" above.
  - a. Length of column base must be the same as selected arm length.

### C. Select Brace Beams

1. 4 Beams are required per section.



| Arms with Connecting Bolts |          |        |
|----------------------------|----------|--------|
| Model Number               | Capacity | Length |
| 215-GA12                   | 1,000    | 12"    |
| 215-GA18                   | 800      | 18"    |
| 215-GA24                   | 600      | 24"    |



| Brace Beams  |        |
|--------------|--------|
| Model Number | Length |
| 215-CBL30036 | 36"    |
| 215-CB30048  | 48"    |
| 215-CB30072  | 72"    |



| Length | Single Sided Base/Column | Double Sided Base/Column |
|--------|--------------------------|--------------------------|
|        | Model Number             | Model Number             |
| 12"    | 215-GCS08012             | 215-GCD08012             |
| 18"    | 215-GCS08018             | 215-GCD08018             |
| 24"    | 215-GCS08024             | 215-GCD08024             |

## COMPLETE UNITS


### Single Sided Units Include:

**Starter Unit** - 2 columns, 4 connecting beams and 4 arms  
**Add-On Unit** - 1 column, 4 connecting beams and 2 arms

### Double Sided Units Include:

**Starter Unit** - 2 columns, 4 connecting beams and 8 arms  
**Add-On Unit** - 1 column, 4 connecting beams and 4 arms

| Arm Length | Single Sided Base/Column |             |               |             |               |             | Double Sided Base/Column |             |               |             |               |             |
|------------|--------------------------|-------------|---------------|-------------|---------------|-------------|--------------------------|-------------|---------------|-------------|---------------|-------------|
|            | 36" Wide Unit            |             | 48" Wide Unit |             | 72" Wide Unit |             | 36" Wide Unit            |             | 48" Wide Unit |             | 72" Wide Unit |             |
|            | Starter Unit             | Add-On Unit | Starter Unit  | Add-On Unit | Starter Unit  | Add-On Unit | Starter Unit             | Add-On Unit | Starter Unit  | Add-On Unit | Starter Unit  | Add-On Unit |
| 12" Arm    | HSS36-12                 | HST36-12    | HSS48-12      | HST48-12    | HSS72-12      | HST72-12    | HDS36-12                 | HDT36-12    | HDS48-12      | HDT48-12    | HDS72-12      | HDT72-12    |
| 18" Arm    | HSS36-18                 | HST36-18    | HSS48-18      | HST48-18    | HSS72-18      | HST72-18    | HDS36-18                 | HDT36-18    | HDS48-18      | HDT48-18    | HDS72-18      | HDT72-18    |
| 24" Arm    | HSS36-24                 | HST36-24    | HSS48-24      | HST48-24    | HSS72-24      | HST72-24    | HDS36-24                 | HDT36-24    | HDS48-24      | HDT48-24    | HDS72-24      | HDT72-24    |



**Boltless Shelving**



**Pallet Rack**



**Cantilever Rack**



**FastRak Bulk Shelving**



**Wire Shelving**



**Archive Shelving**




**Workbenches & Packing Tables**



**Carts & Trucks**



**Bins & Boxes**



**Stock, Reel & Tire Racks**

For more information, please contact the approved dealer or distributor below.

Distributed By:

 **Material Handling USA**  
**800-326-4403**

<https://www.mh-usa.com/>  
[Sales@MaterialHandling-USA.com](mailto:Sales@MaterialHandling-USA.com)

JDB040807