



PRE-CONFIGURED
MODULAR DRAWER CABINETS



Borroughs
CORPORATION



Material Handling USA

**Call Now for a Free
Quote or Site Visit!**

222 S. Main St. 5th Floor
Salt Lake City, UT 84101
800-326-4403
<https://www.mh-usa.com/>

SUPERSTORE

MH-USA

Material Handling USA





Borroughs Modular Drawer Cabinets.

The perfect solution for the efficient storage of your small to mid-size products. Modular Drawer Cabinets from Borroughs can pay for themselves by **reducing your storage footprint by 60%**, cutting parts retrieval times in half, improving parts organization, and adding security for increased loss prevention.

We combined the best features from the industry with cutting edge design and manufacturing technologies to provide you the best MDC unit on the market, at an affordable price. The best feature of all, our Modular Drawer Cabinets have Borroughs' **Made-in-the USA quality**.

TABLE OF CONTENTS

Why Modular Drawers	3-4
23w Cabinets	5-8
30w Cabinets	9-16
45w Cabinets	17-22
60w Cabinets	23-28
Overhead Units.....	29-30
Configuring Cabinets	31-34
Powder Coat Options	Back Cover

Borroughs Corporation
Authorized Dealer:



Material Handling USA

Call Now for a Free Quote or Site Visit!

222 S. Main St. 5th Floor
Salt Lake City, UT 84101
800-362-4403
<http://www.mh-usa.com/>

Material Handling USA



THE ADVANTAGES OF MODULAR CABINETS



If you have questions regarding the Modular Drawer Cabinets or configurations, please feel free to visit: www.NationWideShelving.com or call us at 1-801-328-8788 and ask for Customer Service.

Modular Drawers are built in various sizes which allow multiple storage options. This results in minimizing the amount of floor space dedicated to the storage of small to mid-size products/parts. Below are some key benefits of modular drawer cabinets.

1. SPACE SAVING:

Example: The products stored on 2^{1/2} sections of shelving will fit inside 1 eye level modular drawer cabinet. That's a storage footprint **reduction of 60%**.

2. EFFICIENCY:

Create compartments that resemble the actual cubic space requirements of the part being stored.

3. FLEXIBILITY:

Cabinets attach side-to-side, back-to-back, and are designed to be stacked up to (5) units high. In addition they are adjustable as the application changes, and can be relocated, fully-loaded.

4. ACCESSIBILITY:

Drawers are ergonomically engineered to provide the best human reach points.

5. ORGANIZATION:

Drawer interiors can be sub-divided into compartments, and labeled. Compartments eliminate the need for cartons and plastic bins.

6. SECURITY:


Drawers can be closed and locked, preventing unauthorized entry. Stored product remains free from dirt, and damage.

7. SAFETY:

All Borroughs modular drawers are available as **Multiple Drawer** or **Single Drawer** access units (single drawer is anti-tilt).



Drawers Extend 110% from the cabinet housing and feature a full load capacity of 400 lbs. Their progressive action results in the smoothest operation in the industry.



Ergonomic Handles are flush with housing, full-width, and are located at the top of each drawer. Handle labels fit through a slot in right end cap and drop into locating pocket to hold in position.



Cutting Edge Suspension Technology provides superior drawer cyclic performance. Auto safety clips lock suspension to drawer, preventing accidental release. No fasteners required for assembly, or tools for drawer removal.



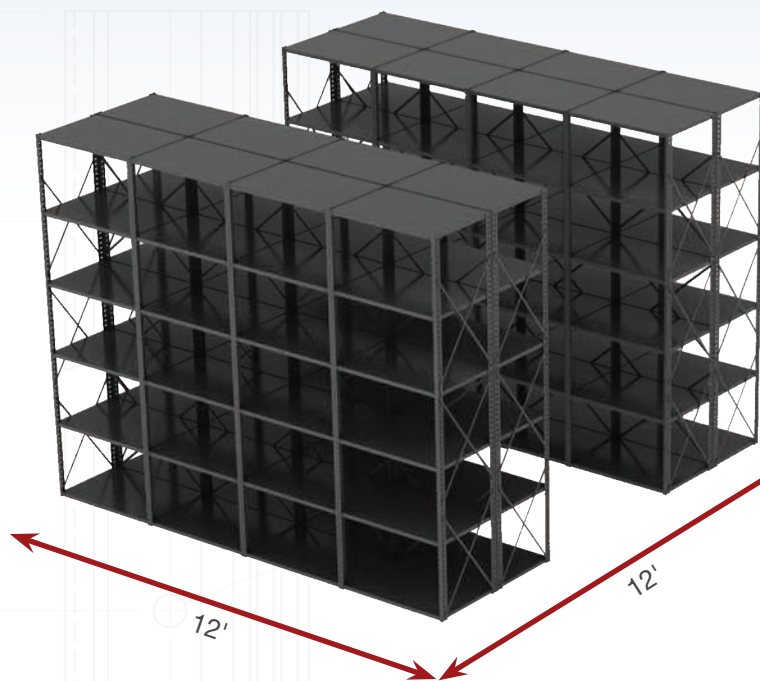
Typical Housing accepts various drawer configurations, latching systems, and is designed to accommodate shelving. Each cabinet features pre-punched anchoring holes. Housing is designed for a 12,500 lb. stacking capacity and a 7,500 lbs. lifting capacity.

HOW MODULAR DRAWERS CAN HELP YOUR BUSINESS



If you have questions regarding the Modular Drawer Cabinets or configurations, please feel free to visit: www.NationWideShelving.com call 801-328-8788 and ask for Customer Service.

Modular drawers are the perfect storage solution for small to medium products or parts. Utilizing the "Building Block" approach, these illustrations show the efficiency and space saving alternative that modular drawers provide.

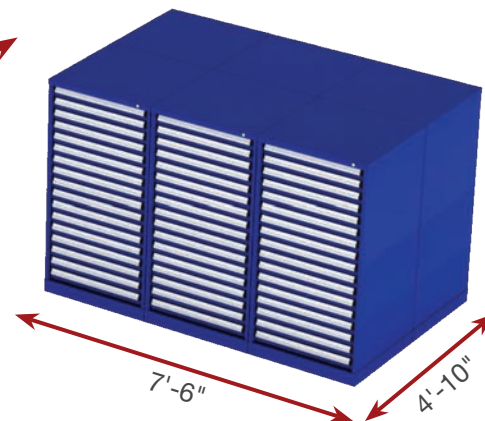


60%

 footprint reduction

SAVE SPACE:

Products being stored on (16) sections of shelving each measuring 36"W x 24"D x 84"H will fit inside (6) modular drawer cabinets each measuring 30"W x 29¹/₄"D x 59"H.



5

 cabinets high

FLEXIBILITY:

Borroughs Modular Drawers are manufactured to be one of the strongest in the industry. This allows our cabinets to be stacked on top of each other – utilizing vertical space, and conserving valuable floor space.



EFFICIENCY:

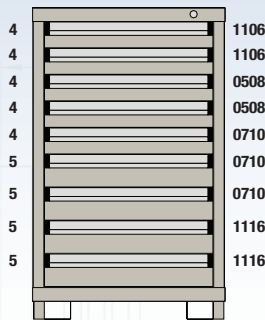
By creating compartments that resemble the actual cubic space requirements of the parts/product to be stored, a reach area is not required above each storage level.

23" WIDE CABINETS >

ALL BORROUGHS PRE-CONFIGURED CABINETS FEATURE:

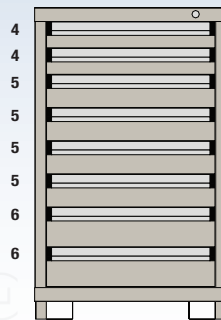
- 29¹/₄" STANDARD DEPTH
- FORK TRUCK BASE WITH MULTIPLE DRAWER ACCESS & ARE KEYED DIFFERENT
- PARTITIONS AND DIVIDERS FACTORY INSTALLED

STAND UP HEIGHT (22¹³/₁₆" W x 29¹/₄" D x 37" H)



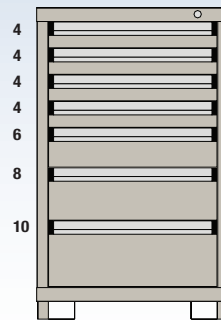
M1-232940FT-MD09AL

- 9 Drawers
- 91 Compartments




M1-232940FT-MD08AL

- 8 Drawers
- 90 Compartments



M1-232940FT-MD07AL

- 7 Drawers
- 100 Compartments



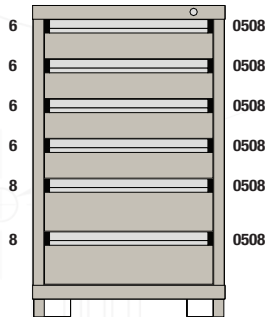
M1-232940FT-MD07BL

- 7 Drawers
- 86 Compartments

Numbers along the left hand side refer to the "Drawer Number" indicated in the chart at the bottom of the page.

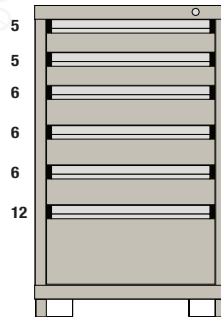


Numbers along the right hand side of each cabinet indicate the drawer interior configuration of the pre-installed partitions and dividers.



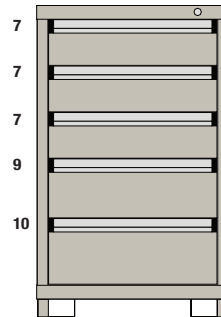
M1-232940FT-MD06BL

- 6 Drawers
- 96 Compartments



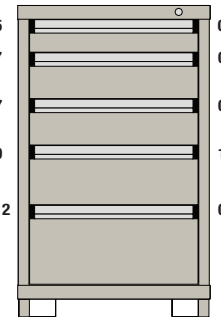
M1-232940FT-MD06CL

- 6 Drawers
- 46 Compartments



M1-232940FT-MD05AL

- 5 Drawers
- 25 Compartments



M1-232940FT-MD05BL

- 5 Drawers
- 39 Compartments



Partitions and adjustable dividers make organization easy and convenient for various size parts, tools, or a variety of other items needing to be stored safely and securely.

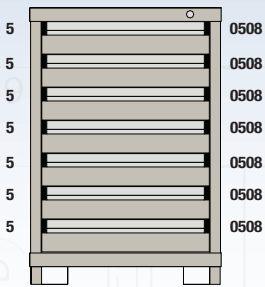
All Borroughs partitions and dividers are factory installed.

Drawer Number	4	5	6	7	8	9	10	11	12	13	14	15	16	17	18
Usable Height	2 ¹ / ₄ "	3 ¹ / ₁₆ "	3 ⁷ / ₈ "	4 ⁵ / ₈ "	5 ⁷ / ₁₆ "	6 ¹ / ₄ "	7"	7 ³ / ₄ "	8 ⁹ / ₁₆ "	9 ³ / ₈ "	10 ¹ / ₈ "	10 ¹⁵ / ₁₆ "	11 ³ / ₄ "	12 ¹ / ₂ "	13 ⁵ / ₁₆ "
Drawer Size	Small			Medium				Large							

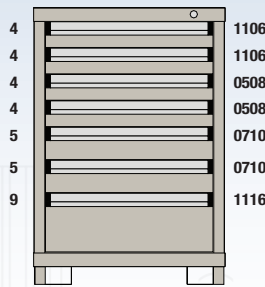
ALL BORROUGHS PRE-CONFIGURED CABINETS FEATURE:

- 29^{1/4}" STANDARD DEPTH
- FORK TRUCK BASE WITH MULTIPLE DRAWER ACCESS & ARE KEYPED DIFFERENT
- PARTITIONS AND DIVIDERS FACTORY INSTALLED

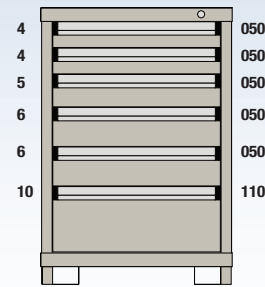
BENCH HEIGHT (22^{13/16}" W x 29^{1/4}" D x 33" H)



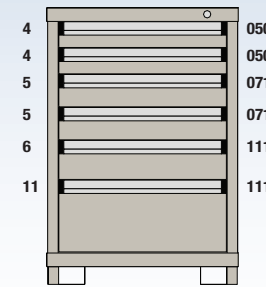
M1-232935FT-MD07AL
 • 7 Drawers
 • 112 Compartments



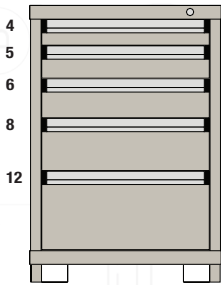
M1-232935FT-MD07BL
 • 7 Drawers
 • 74 Compartments



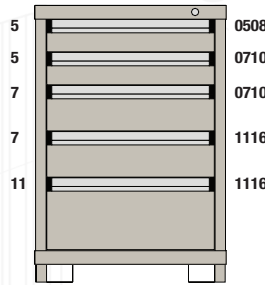
M1-232935FT-MD06AL
 • 6 Drawers
 • 88 Compartments



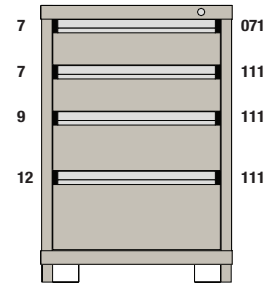
M1-232935FT-MD06CL
 • 6 Drawers
 • 58 Compartments



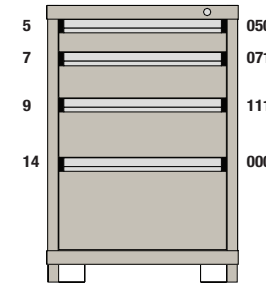
M1-232935FT-MD05AL
 • 5 Drawers
 • 68 Compartments



M1-232935FT-MD05BL
 • 5 Drawers
 • 42 Compartments



M1-232935FT-MD04AL
 • 4 Drawers
 • 21 Compartments



M1-232935FT-MD04BL
 • 4 Drawers
 • 30 Compartments



If you have questions regarding the Modular Drawer Cabinets or configurations, please feel free to visit: www.NationWideShelving.com or call us at 801-328-8788 and ask for Customer Service.



Drawer Number	4	5	6	7	8	9	10	11	12	13	14	15	16	17	18
Usable Height	2 ^{1/4} "	3 ^{1/16} "	3 ^{7/8} "	4 ^{5/8} "	5 ^{7/16} "	6 ^{1/4} "	7"	7 ^{3/4} "	8 ^{9/16} "	9 ^{3/8} "	10 ^{1/8} "	10 ^{15/16} "	11 ^{3/4} "	12 ^{1/2} "	13 ^{5/16} "
Drawer Size	Small			Medium				Large							

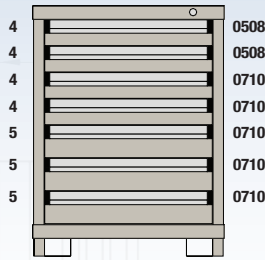


23" WIDE CABINETS >

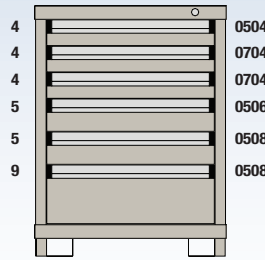
ALL BORROUGHS PRE-CONFIGURED CABINETS FEATURE:

- 29^{1/4}" STANDARD DEPTH
- FORK TRUCK BASE WITH MULTIPLE DRAWER ACCESS & ARE KEYPED DIFFERENT
- PARTITIONS AND DIVIDERS FACTORY INSTALLED

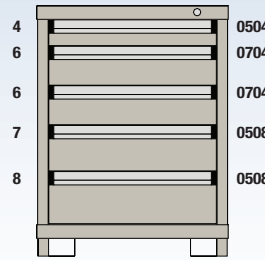
TABLE HEIGHT (22^{13/16}" W x 29^{1/4}" D x 30" H)



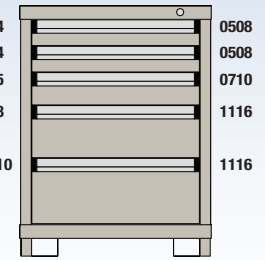
M1-232931FT-MD07BL
 • 7 Drawers
 • 77 Compartments



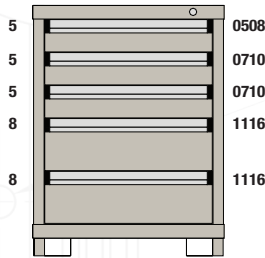
M1-232931FT-MD06AL
 • 6 Drawers
 • 132 Compartments



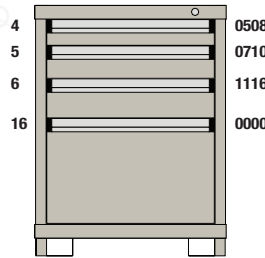
M1-232931FT-MD05AL
 • 5 Drawers
 • 112 Compartments



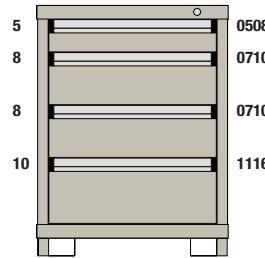
M1-232931FT-MD05BL
 • 5 Drawers
 • 49 Compartments



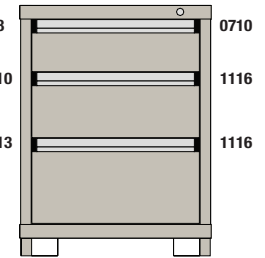
M1-232931FT-MD05CL
 • 5 Drawers
 • 42 Compartments



M1-232931FT-MD04AL
 • 4 Drawers
 • 30 Compartments



M1-232931FT-MD04BL
 • 4 Drawers
 • 33 Compartments



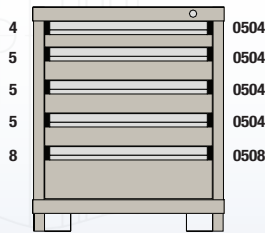
M1-232931FT-MD03BL
 • 3 Drawers
 • 17 Compartments

Numbers along the left hand side refer to the "Drawer Number" indicated in the chart at the bottom of the page.

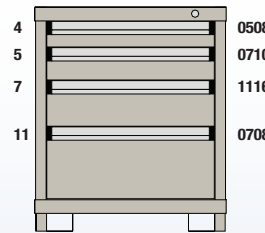


Numbers along the right hand side of each cabinet indicate the drawer interior configuration of the pre-installed partitions and dividers.

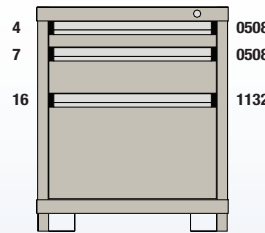
DESK HEIGHT (22^{13/16}" W x 29^{1/4}" D x 27" H)



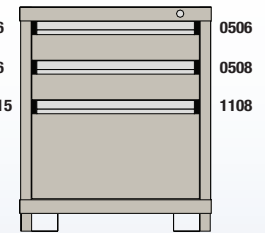
M1-232927FT-MD05AL
 • 5 Drawers
 • 144 Compartments



M1-232927FT-MD04AL
 • 4 Drawers
 • 41 Compartments



M1-232927FT-MD03AL
 • 3 Drawers
 • 50 Compartments



M1-232927FT-MD03CL
 • 3 Drawers
 • 44 Compartments

Drawer Number	4	5	6	7	8	9	10	11	12	13	14	15	16	17	18
Usable Height	2 ^{1/4} "	3 ^{1/16} "	3 ^{7/8} "	4 ^{5/8} "	5 ^{7/16} "	6 ^{1/4} "	7"	7 ^{3/4} "	8 ^{9/16} "	9 ^{3/8} "	10 ^{1/8} "	10 ^{15/16} "	11 ^{3/4} "	12 ^{1/2} "	13 ^{5/16} "
Drawer Size	Small			Medium				Large							



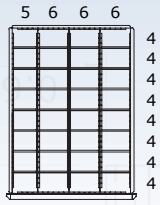
23" WIDE INTERIORS >

ALL BORROUGHS PRE-CONFIGURED CABINETS FEATURE:

- 29^{1/4}" STANDARD DEPTH
- FORK TRUCK BASE WITH MULTIPLE DRAWER ACCESS & ARE KEYED DIFFERENT
- PARTITIONS AND DIVIDERS FACTORY INSTALLED

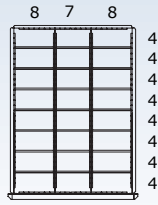
23" WIDE CABINETS

DRAWER INTERIOR CONFIGURATIONS (17^{7/8}" W x 25^{1/8}" D CLEAR)



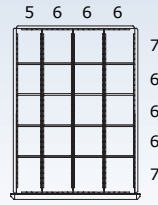
0504

32 compartments



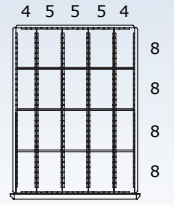
0704

24 compartments



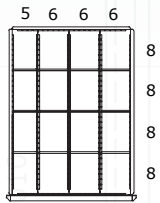
0506

20 compartments



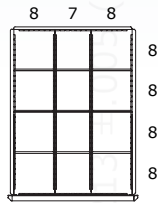
0408

20 compartments



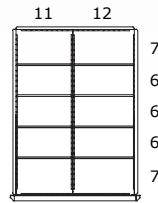
0508

16 compartments



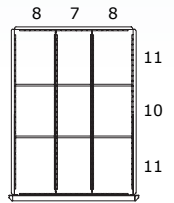
0708

12 compartments



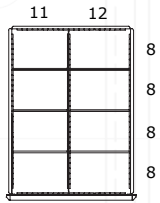
1106

10 compartments



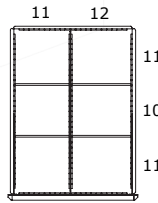
0710

9 compartments



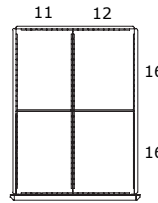
1108

8 compartments



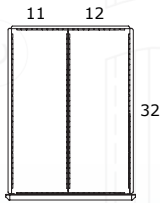
1110

6 compartments



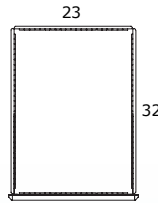
1116

4 compartments



1132

2 compartments



0000

1 compartment

Numbers along the top and side of each drawer interior configuration refer to a specific compartment size. The corresponding dimensions are represented in the chart below.



Compartment Size	3	4	5	6	7	8	9	10	11	12	13	14	15	16
Dimension (Clear)	1 ^{7/8} "	2 ^{11/16} "	3 ^{1/2} "	4 ^{1/4} "	5 ^{1/16} "	5 ^{7/8} "	6 ^{11/16} "	7 ^{1/2} "	8 ^{1/4} "	9 ^{1/16} "	9 ^{7/8} "	10 ^{11/16} "	11 ^{1/2} "	12 ^{1/4} "



30" WIDE CABINETS >

ALL BORROUGHS PRE-CONFIGURED CABINETS FEATURE:


- 29^{1/4}" STANDARD DEPTH
- FORK TRUCK BASE WITH MULTIPLE DRAWER ACCESS & ARE KEYPED DIFFERENT
- PARTITIONS AND DIVIDERS FACTORY INSTALLED

EYE LEVEL HEIGHT (30" W x 29^{1/4}" D x 59" H)


Numbers along the left hand side refer to the "Drawer Number" indicated in the chart at the bottom of the page.




Numbers along the right hand side of each cabinet indicate the drawer interior configuration of the pre-installed partitions and dividers.




M1-302968FT-MD17AL
• 17 Drawers
• 400 Compartments



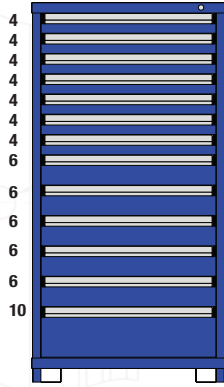
M1-302968FT-MD16AL
• 16 Drawers
• 296 Compartments



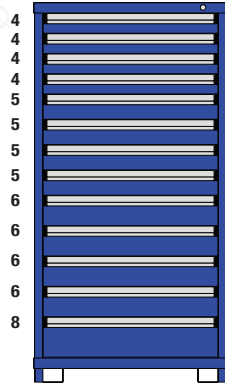
M1-302968FT-MD15AL
• 15 Drawers
• 360 Compartments



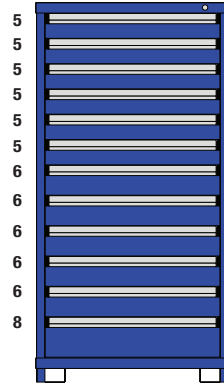
M1-302968FT-MD14AL
• 14 Drawers
• 300 Compartments




M1-302968FT-MD13AL
• 13 Drawers
• 256 Compartments




M1-302968FT-MD13BL
• 13 Drawers
• 273 Compartments




M1-302968FT-MD12CL
• 12 Drawers
• 240 Compartments




M1-302968FT-MD12EL
• 12 Drawers
• 214 Compartments




M1-302968FT-MD11AL
• 11 Drawers
• 268 Compartments



M1-302968FT-MD11CL
• 11 Drawers
• 192 Compartments



M1-302968FT-MD11DL
• 11 Drawers
• 172 Compartments



M1-302968FT-MD10AL
• 10 Drawers
• 206 Compartments

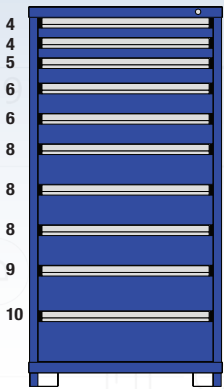
Drawer Number	4	5	6	7	8	9	10	11	12	13	14	15	16	17	18
Usable Height	2 ^{1/4} "	3 ^{1/16} "	3 ^{7/8} "	4 ^{5/8} "	5 ^{7/16} "	6 ^{1/4} "	7"	7 ^{3/4} "	8 ^{9/16} "	9 ^{3/8} "	10 ^{1/8} "	10 ^{15/16} "	11 ^{3/4} "	12 ^{1/2} "	13 ^{5/16} "
Drawer Size	Small			Medium				Large							




ALL BORROUGHS PRE-CONFIGURED CABINETS FEATURE:

- 29¹/₄" STANDARD DEPTH
- FORK TRUCK BASE WITH MULTIPLE DRAWER ACCESS & ARE KEYED DIFFERENT
- PARTITIONS AND DIVIDERS FACTORY INSTALLED


EYE LEVEL HEIGHT (30" W x 29¹/₄" D x 59" H)




M1-302968FT-MD10CL
 • 10 Drawers
 • 180 Compartments



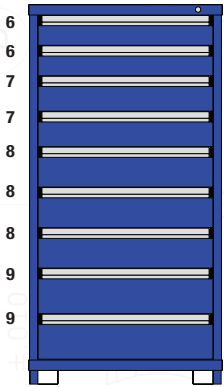
M1-302968FT-MD10DL
 • 10 Drawers
 • 168 Compartments




M1-302968FT-MD09AL
 • 9 Drawers
 • 157 Compartments



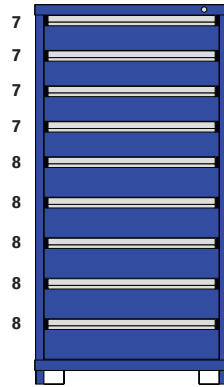
M1-302968FT-MD09CL
 • 9 Drawers
 • 147 Compartments



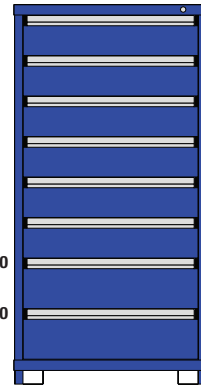
M1-302968FT-MD09DL
 • 9 Drawers
 • 144 Compartments



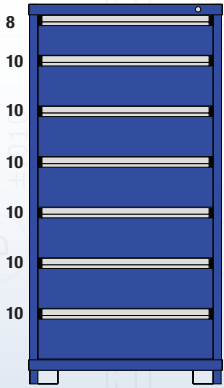
M1-302968FT-MD09EL
 • 9 Drawers
 • 140 Compartments



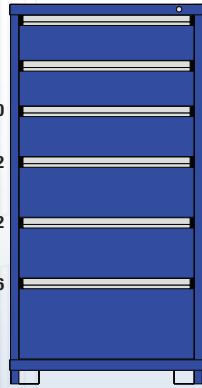
M1-302968FT-MD09HL
 • 9 Drawers
 • 108 Compartments



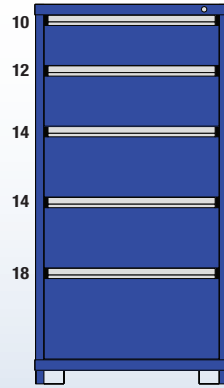
M1-302968FT-MD08CL
 • 8 Drawers
 • 104 Compartments



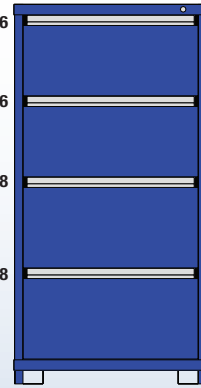
M1-302968FT-MD07AL
 • 7 Drawers
 • 128 Compartments



M1-302968FT-MD06AL
 • 6 Drawers
 • 64 Compartments



M1-302968FT-MD05AL
 • 5 Drawers
 • 37 Compartments



M1-302968FT-MD04AL
 • 4 Drawers
 • 29 Compartments



If you have questions regarding the Modular Drawer Cabinets or configurations, www.NationWideShelving.com or call us at 801-328-8788 and ask for Customer Service.

Drawer Number	4	5	6	7	8	9	10	11	12	13	14	15	16	17	18
Usable Height	2 ¹ / ₄ "	3 ¹ / ₁₆ "	3 ⁷ / ₈ "	4 ⁵ / ₈ "	5 ⁷ / ₁₆ "	6 ¹ / ₄ "	7"	7 ³ / ₄ "	8 ⁹ / ₁₆ "	9 ³ / ₈ "	10 ¹ / ₈ "	10 ¹⁵ / ₁₆ "	11 ³ / ₄ "	12 ¹ / ₂ "	13 ⁵ / ₁₆ "
Drawer Size	Small			Medium				Large							

30" WIDE CABINETS >


ALL BORROUGHS PRE-CONFIGURED CABINETS FEATURE:

- 29¹/₄" STANDARD DEPTH
- FORK TRUCK BASE WITH MULTIPLE DRAWER ACCESS & ARE KEYPED DIFFERENT
- PARTITIONS AND DIVIDERS FACTORY INSTALLED


COUNTER HEIGHT (30" W x 29¹/₄" D x 44" H)

889'0


Numbers along the left hand side refer to the "Drawer Number" indicated in the chart at the bottom of the page.




Numbers along the right hand side of each cabinet indicate the drawer interior configuration of the pre-installed partitions and dividers.




M1-302949FT-MD11AL
• 11 Drawers
• 248 Compartments



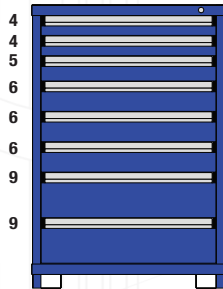
M1-302949FT-MD10BL
• 10 Drawers
• 200 Compartments



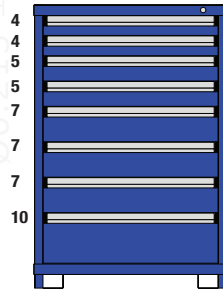
M1-302949FT-MD09AL
• 9 Drawers
• 183 Compartments



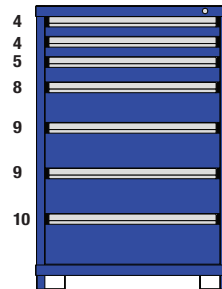
M1-302949FT-MD09CL
• 9 Drawers
• 180 Compartments




M1-302949FT-MD08AL
• 8 Drawers
• 168 Compartments



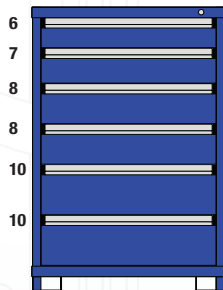
M1-302949FT-MD08CL
• 8 Drawers
• 148 Compartments



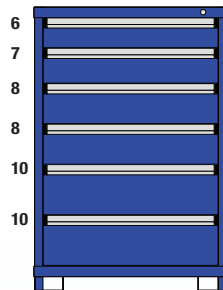
M1-302949FT-MD07AL
• 7 Drawers
• 137 Compartments



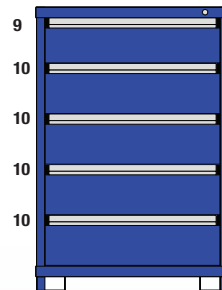
M1-302949FT-MD07CL
• 7 Drawers
• 112 Compartments



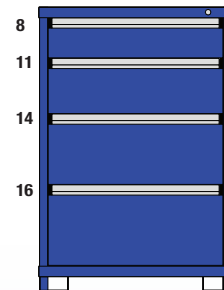
M1-302949FT-MD06BL
• 6 Drawers
• 84 Compartments




M1-302949FT-MD06CL
• 6 Drawers
• 74 Compartments



M1-302949FT-MD05AL
• 5 Drawers
• 64 Compartments



M1-302949FT-MD04AL
• 4 Drawers
• 29 Compartments



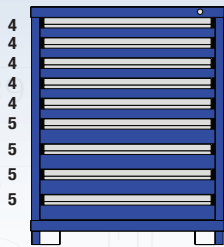
Drawer Number	4	5	6	7	8	9	10	11	12	13	14	15	16	17	18
Usable Height	2 ¹ / ₄ "	3 ¹ / ₁₆ "	3 ⁷ / ₈ "	4 ⁵ / ₈ "	5 ⁷ / ₁₆ "	6 ¹ / ₄ "	7"	7 ³ / ₄ "	8 ⁹ / ₁₆ "	9 ³ / ₈ "	10 ¹ / ₈ "	10 ¹⁵ / ₁₆ "	11 ³ / ₄ "	12 ¹ / ₂ "	13 ⁵ / ₁₆ "
Drawer Size	Small			Medium				Large							



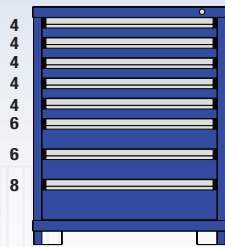
ALL BORROUGHS PRE-CONFIGURED CABINETS FEATURE:

- 29¹/₄" STANDARD DEPTH
- FORK TRUCK BASE WITH MULTIPLE DRAWER ACCESS & ARE KEYPED DIFFERENT
- PARTITIONS AND DIVIDERS FACTORY INSTALLED

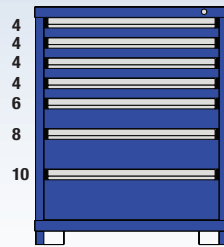
STAND UP HEIGHT (30" W x 29¹/₄" D x 37" H)



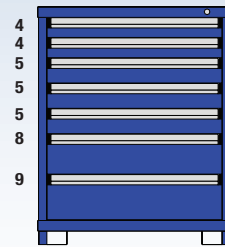
M1-302940FT-MD09DL
 • 9 Drawers
 • 154 Compartments



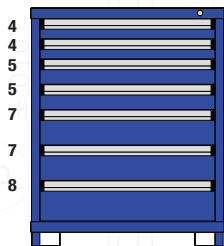
M1-302940FT-MD08DL
 • 8 Drawers
 • 176 Compartments



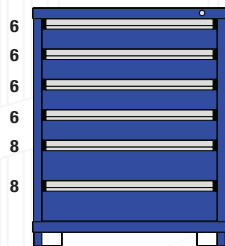
M1-302940FT-MD07AL
 • 7 Drawers
 • 144 Compartments



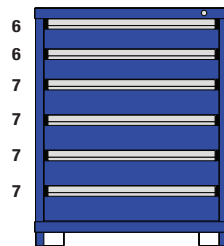
M1-302940FT-MD07DL
 • 7 Drawers
 • 114 Compartments



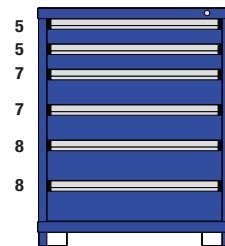
M1-302940FT-MD07FL
 • 7 Drawers
 • 136 Compartments



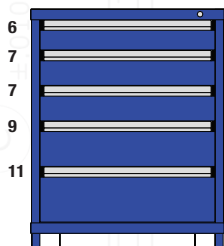
M1-302940FT-MD06AL
 • 6 Drawers
 • 144 Compartments



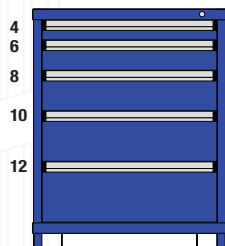
M1-302940FT-MD06BL
 • 6 Drawers
 • 72 Compartments



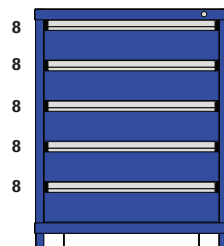
M1-302940FT-MD06DL
 • 6 Drawers
 • 74 Compartments



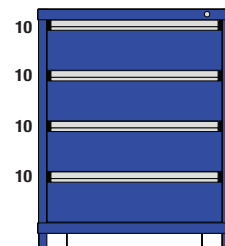
M1-302940FT-MD05BL
 • 5 Drawers
 • 61 Compartments



M1-302940FT-MD05DL
 • 5 Drawers
 • 84 Compartments



M1-302940FT-MD05FL
 • 5 Drawers
 • 80 Compartments



M1-302940FT-MD04DL
 • 4 Drawers
 • 29 Compartments



If you have questions regarding the Modular Drawer Cabinets or configurations, please feel free to visit:

www.NationWideShelving.com or call us at 801-328-8788 and ask for Customer Service.



*All Borroughs cabinets are available in either **Multiple Drawer** or **Single Drawer** access units (single drawer or Anti-Tilt).*


Drawer Number	4	5	6	7	8	9	10	11	12	13	14	15	16	17	18
Usable Height	2 ¹ / ₄ "	3 ¹ / ₁₆ "	3 ⁷ / ₈ "	4 ⁵ / ₈ "	5 ⁷ / ₁₆ "	6 ¹ / ₄ "	7"	7 ³ / ₄ "	8 ⁹ / ₁₆ "	9 ³ / ₈ "	10 ¹ / ₈ "	10 ¹⁵ / ₁₆ "	11 ³ / ₄ "	12 ¹ / ₂ "	13 ⁵ / ₁₆ "
Drawer Size	Small			Medium				Large							

30" WIDE CABINETS >

ALL BORROUGHS PRE-CONFIGURED CABINETS FEATURE:


- 29¹/₄" STANDARD DEPTH
- FORK TRUCK BASE WITH MULTIPLE DRAWER ACCESS & ARE KEYPED DIFFERENT
- PARTITIONS AND DIVIDERS FACTORY INSTALLED

BENCH HEIGHT (30" W x 29¹/₄" D x 33" H)



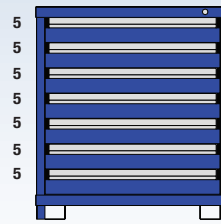
M1-302935FT-MD07AL

- 7 Drawers
- 152 Compartments



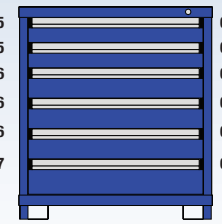
M1-302935FT-MD07BL

- 7 Drawers
- 133 Compartments



M1-302935FT-MD07CL

- 7 Drawers
- 91 Compartments




M1-302935FT-MD06AL

- 6 Drawers
- 150 Compartments

Numbers along the left hand side refer to the "Drawer Number" indicated in the chart at the bottom of the page.




Numbers along the right hand side of each cabinet indicate the drawer interior configuration of the pre-installed partitions and dividers.



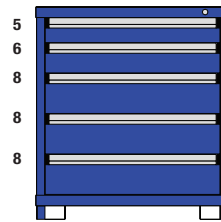
M1-302935FT-MD06BL

- 6 Drawers
- 124 Compartments



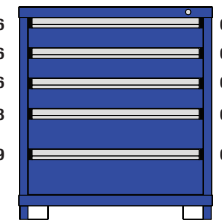
M1-302935FT-MD06CL

- 6 Drawers
- 108 Compartments



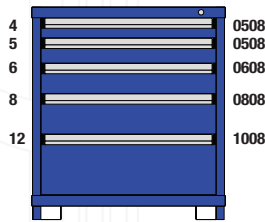
M1-302935FT-MD05AL

- 5 Drawers
- 104 Compartments




M1-302935FT-MD05BL

- 5 Drawers
- 99 Compartments



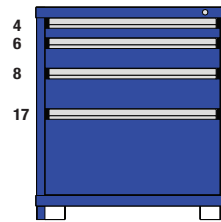
M1-302935FT-MD05CL

- 5 Drawers
- 96 Compartments




M1-302935FT-MD05FL

- 5 Drawers
- 76 Compartments



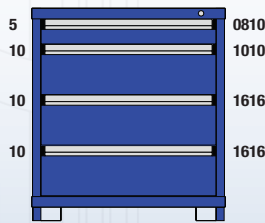
M1-302935FT-MD04AL

- 4 Drawers
- 88 Compartments




M1-302935FT-MD04BL

- 4 Drawers
- 68 Compartments



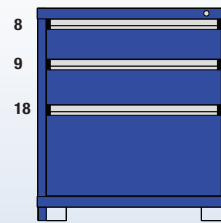
M1-302935FT-MD04DL

- 4 Drawers
- 29 Compartments



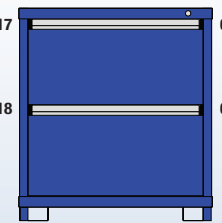
M1-302935FT-MD03AL

- 3 Drawers
- 40 Compartments



M1-302935FT-MD03CL

- 3 Drawers
- 36 Compartments



M1-302935FT-MD02AE

- 2 Drawers
- 2 Compartments

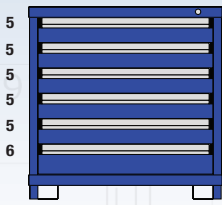
Drawer Number	4	5	6	7	8	9	10	11	12	13	14	15	16	17	18
Usable Height	2 ¹ / ₄ "	3 ¹ / ₁₆ "	3 ⁷ / ₈ "	4 ⁵ / ₈ "	5 ⁷ / ₁₆ "	6 ¹ / ₄ "	7"	7 ³ / ₄ "	8 ⁹ / ₁₆ "	9 ³ / ₈ "	10 ¹ / ₈ "	10 ¹⁵ / ₁₆ "	11 ³ / ₄ "	12 ¹ / ₂ "	13 ⁵ / ₁₆ "
Drawer Size	Small			Medium				Large							



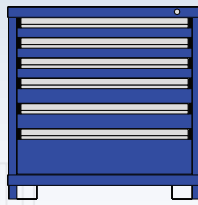
ALL BORROUGHS PRE-CONFIGURED CABINETS FEATURE:

- 29¹/₄" STANDARD DEPTH
- FORK TRUCK BASE WITH MULTIPLE DRAWER ACCESS & ARE KEYED DIFFERENT
- PARTITIONS AND DIVIDERS FACTORY INSTALLED

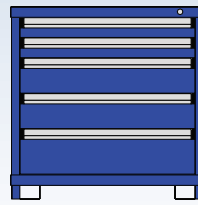
TABLE HEIGHT (30" W x 29¹/₄" D x 30" H)



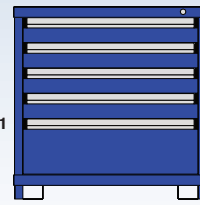
M1-302931FT-MD06AL
 • 6 Drawers
 • 136 Compartments



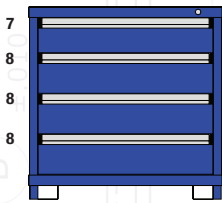
M1-302931FT-MD06BL
 • 6 Drawers
 • 132 Compartments



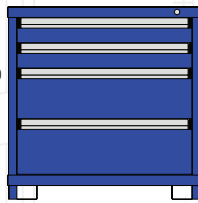
M1-302931FT-MD05BL
 • 5 Drawers
 • 112 Compartments



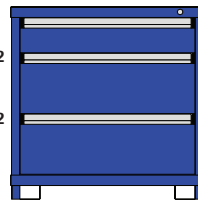
M1-302931FT-MD05CL
 • 5 Drawers
 • 112 Compartments



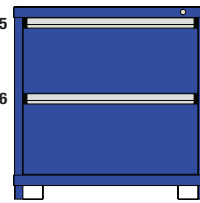
M1-302931FT-MD04BL
 • 4 Drawers
 • 56 Compartments



M1-302931FT-MD04DL
 • 4 Drawers
 • 74 Compartments

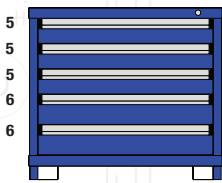


M1-302931FT-MD03AL
 • 3 Drawers
 • 40 Compartments

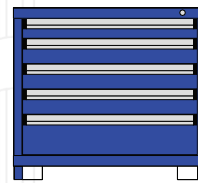


M1-302931FT-MD02AL
 • 2 Drawers
 • 16 Compartments

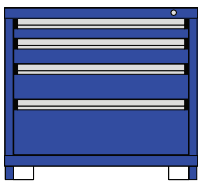
DESK HEIGHT (30" W x 29¹/₄" D x 27" H)



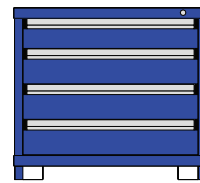
M1-302927FT-MD05AL
 • 5 Drawers
 • 112 Compartments



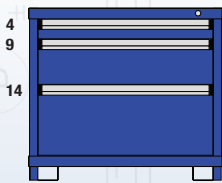
M1-302927FT-MD05BL
 • 5 Drawers
 • 144 Compartments



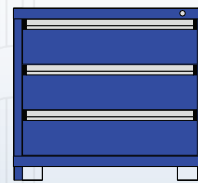
M1-302927FT-MD04AL
 • 4 Drawers
 • 41 Compartments



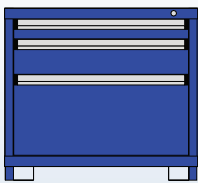
M1-302927FT-MD04BL
 • 4 Drawers
 • 80 Compartments



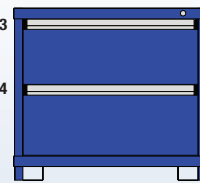
M1-302927FT-MD03BL
 • 3 Drawers
 • 48 Compartments



M1-302927FT-MD03CL
 • 3 Drawers
 • 48 Compartments



M1-302927FT-MD03EL
 • 3 Drawers
 • 50 Compartments



M1-302927FT-MD02AL
 • 2 Drawers
 • 16 Compartments



If you have questions regarding the Modular Drawer Cabinets or configurations, please feel free to visit: www.NationWideShelving.com or call us at 801-328-8788 and ask for Customer Service.

Drawer Table	Drawer Number	4	5	6	7	8	9	10	11	12	13	14	15	16	17	18
	Usable Height	2 ¹ / ₄ "	3 ¹ / ₁₆ "	3 ⁷ / ₈ "	4 ⁵ / ₈ "	5 ⁷ / ₁₆ "	6 ¹ / ₄ "	7"	7 ³ / ₄ "	8 ⁹ / ₁₆ "	9 ³ / ₈ "	10 ¹ / ₈ "	10 ¹⁵ / ₁₆ "	11 ³ / ₄ "	12 ¹ / ₂ "	13 ⁵ / ₁₆ "
	Drawer Size	Small			Medium				Large							

**30" WIDE
INTERIORS >**

 **Material Handling USA**

**Call Now for a Free
Quote or Site Visit!**

222 S. Main St. 5th Floor
Salt Lake City, UT 84101
800-362-4403
<https://www.mh-usa.com/>

Material Handling USA

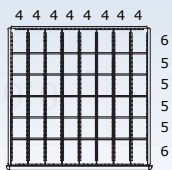
SUPERSTORE

MH-USA

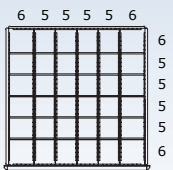
ALL BORROUGHS PRE-CONFIGURED CABINETS FEATURE:

- 29^{1/4}" STANDARD DEPTH
- FORK TRUCK BASE WITH MULTIPLE DRAWER ACCESS & ARE KEYPED DIFFERENT
- PARTITIONS AND DIVIDERS FACTORY INSTALLED

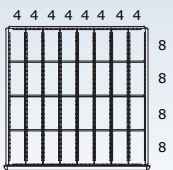
DRAWER INTERIOR CONFIGURATIONS (25^{1/8}" W x 25^{1/8}" D CLEAR)



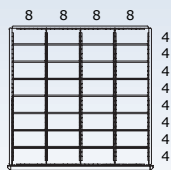
0406
48 compartments



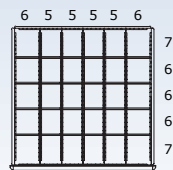
0505
36 compartments



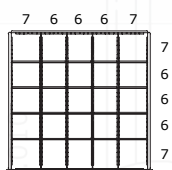
0408
32 compartments



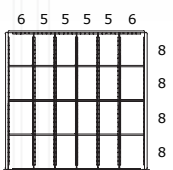
0804
32 compartments



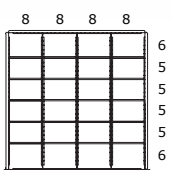
0506
30 compartments



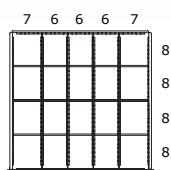
0606
25 compartments



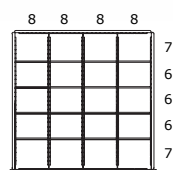
0508
24 compartments



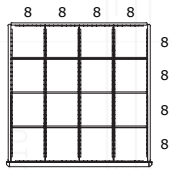
0805
24 compartments



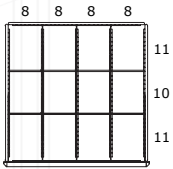
0608
20 compartments



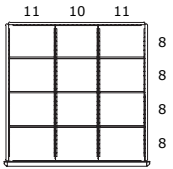
0806
20 compartments



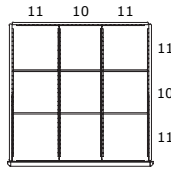
0808
16 compartments



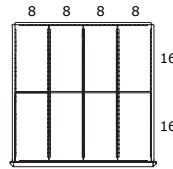
0810
12 compartments



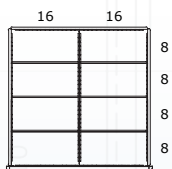
1008
12 compartments



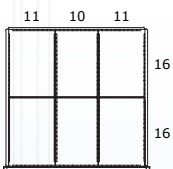
1010
9 compartments



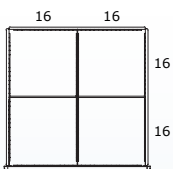
0816
8 compartments



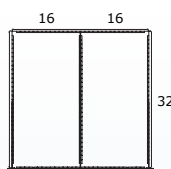
1608
8 compartments



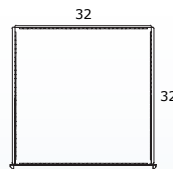
1016
6 compartments



1616
4 compartments



1632
2 compartments



0000
1 compartment

Numbers along the top and side of each drawer interior configuration refer to a specific compartment size. The corresponding dimensions are represented in the chart below.

Compartment Size	3	4	5	6	7	8	9	10	11	12	13	14	15	16
Dimension (Clear)	1 ^{7/8} "	2 ^{11/16} "	3 ^{1/2} "	4 ^{1/4} "	5 ^{1/16} "	5 ^{7/8} "	6 ^{11/16} "	7 ^{1/2} "	8 ^{1/4} "	9 ^{1/16} "	9 ^{7/8} "	10 ^{11/16} "	11 ^{1/2} "	12 ^{1/4} "

45" WIDE CABINETS >

ALL BORROUGHS PRE-CONFIGURED CABINETS FEATURE:


- 29^{1/4}" STANDARD DEPTH
- FORK TRUCK BASE WITH MULTIPLE DRAWER ACCESS & ARE KEYPED DIFFERENT
- PARTITIONS AND DIVIDERS FACTORY INSTALLED

EYE LEVEL (45^{3/16}" W x 29^{1/4}" D x 59" H)


Numbers along the left hand side refer to the "Drawer Number" indicated in the chart at the bottom of the page.



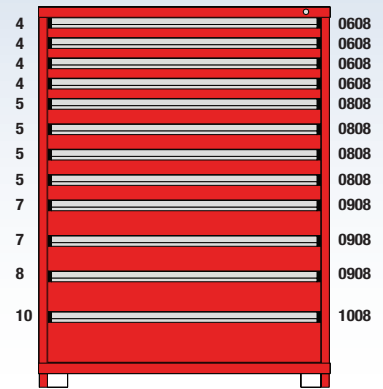
Numbers along the right hand side of each cabinet indicate the drawer interior configuration of the pre-installed partitions and dividers.



M1-452968FT-MD15AL
 • 15 Drawers
 • 446 Compartments




M1-452968FT-MD14AL
 • 14 Drawers
 • 444 Compartments



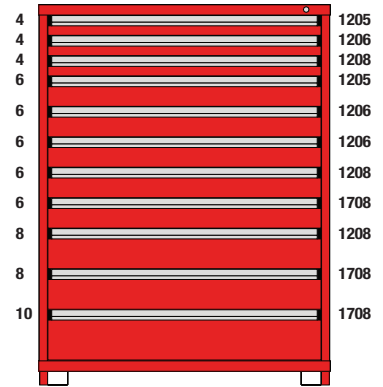
M1-452968FT-MD12AL
 • 12 Drawers
 • 348 Compartments




M1-452968FT-MD12BL
 • 12 Drawers
 • 224 Compartments




M1-452968FT-MD11AL
 • 11 Drawers
 • 317 Compartments




M1-452968FT-MD11BL
 • 11 Drawers
 • 192 Compartments



M1-452968FT-MD10AL
 • 10 Drawers
 • 180 Compartments



M1-452968FT-MD09AL
 • 9 Drawers
 • 244 Compartments



M1-452968FT-MD09BL
 • 9 Drawers
 • 237 Compartments


Drawer Number	4	5	6	7	8	9	10	11	12	13	14	15	16	17	18
Usable Height	2 ^{1/4} "	3 ^{1/16} "	3 ^{7/8} "	4 ^{5/8} "	5 ^{7/16} "	6 ^{1/4} "	7"	7 ^{3/4} "	8 ^{9/16} "	9 ^{3/8} "	10 ^{1/8} "	10 ^{15/16} "	11 ^{3/4} "	12 ^{1/2} "	13 ^{5/16} "
Drawer Size	Small			Medium				Large							



ALL BORROUGHS PRE-CONFIGURED CABINETS FEATURE:


- 29¹/₄" STANDARD DEPTH
- FORK TRUCK BASE WITH MULTIPLE DRAWER ACCESS & ARE KEYPED DIFFERENT
- PARTITIONS AND DIVIDERS FACTORY INSTALLED

EYE LEVEL (45³/₁₆" W x 29¹/₄" D x 59" H)




M1-452968FT-MD09CL

- 9 Drawers
- 135 Compartments




M1-452968FT-MD08AL

- 8 Drawers
- 190 Compartments




M1-452968FT-MD08BL

- 8 Drawers
- 147 Compartments




M1-452968FT-MD07AL

- 7 Drawers
- 148 Compartments




M1-452968FT-MD07BL

- 7 Drawers
- 80 Compartments




M1-452968FT-MD06AL

- 6 Drawers
- 69 Compartments




M1-452968FT-MD06BL

- 6 Drawers
- 64 Compartments



M1-452968FT-MD05AL

- 5 Drawers
- 88 Compartments



M1-452968FT-MD05BL

- 5 Drawers
- 66 Compartments



If you have questions regarding the Modular Drawer Cabinets or configurations, www.NationWideShelving.com or call us at 801-328-8788 and ask for Customer Service.


Drawer Number	4	5	6	7	8	9	10	11	12	13	14	15	16	17	18
Usable Height	2 ¹ / ₄ "	3 ¹ / ₁₆ "	3 ⁷ / ₈ "	4 ⁵ / ₈ "	5 ⁷ / ₁₆ "	6 ¹ / ₄ "	7"	7 ³ / ₄ "	8 ⁹ / ₁₆ "	9 ³ / ₈ "	10 ¹ / ₈ "	10 ¹⁵ / ₁₆ "	11 ³ / ₄ "	12 ¹ / ₂ "	13 ⁵ / ₁₆ "
Drawer Size	Small			Medium				Large							

45" WIDE CABINETS >

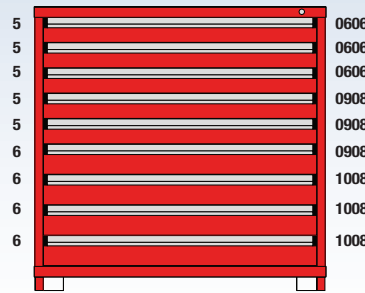
ALL BORROUGHS PRE-CONFIGURED CABINETS FEATURE:

- 29¹/₄" STANDARD DEPTH
- FORK TRUCK BASE WITH MULTIPLE DRAWER ACCESS & ARE KEYPED DIFFERENT
- PARTITIONS AND DIVIDERS FACTORY INSTALLED


COUNTER HEIGHT (45³/₁₆" W x 29¹/₄" D x 44" H)



M1-452949FT-MD09AL
 • 9 Drawers
 • 254 Compartments



M1-452949FT-MD09CL
 • 9 Drawers
 • 237 Compartments




M1-452949FT-MD07BL
 • 7 Drawers
 • 196 Compartments


Numbers along the left hand side refer to the "Drawer Number" indicated in the chart at the bottom of the page.



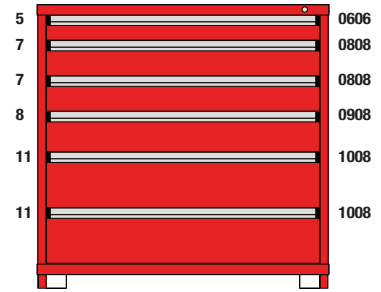
Numbers along the right hand side of each cabinet indicate the drawer interior configuration of the pre-installed partitions and dividers.




M1-452949FT-MD08AL
 • 8 Drawers
 • 152 Compartments




M1-452949FT-MD07CL
 • 7 Drawers
 • 166 Compartments




M1-452949FT-MD06AL
 • 6 Drawers
 • 155 Compartments



M1-452949FT-MD06BL
 • 6 Drawers
 • 152 Compartments



M1-452949FT-MD05AL
 • 5 Drawers
 • 140 Compartments



M1-452949FT-MD05CL
 • 5 Drawers
 • 108 Compartments

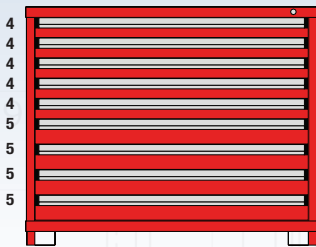
Drawer Number	4	5	6	7	8	9	10	11	12	13	14	15	16	17	18
Usable Height	2 ¹ / ₄ "	3 ¹ / ₁₆ "	3 ⁷ / ₈ "	4 ⁵ / ₈ "	5 ⁷ / ₁₆ "	6 ¹ / ₄ "	7"	7 ³ / ₄ "	8 ⁹ / ₁₆ "	9 ³ / ₈ "	10 ¹ / ₈ "	10 ¹⁵ / ₁₆ "	11 ³ / ₄ "	12 ¹ / ₂ "	13 ⁵ / ₁₆ "
Drawer Size	Small			Medium				Large							



ALL BORROUGHS PRE-CONFIGURED CABINETS FEATURE:


- 29^{1/4"} STANDARD DEPTH
- FORK TRUCK BASE WITH MULTIPLE DRAWER ACCESS & ARE KEYPED DIFFERENT
- PARTITIONS AND DIVIDERS FACTORY INSTALLED

STAND UP HEIGHT (45^{3/16"} W x 29^{1/4"} D x 37" H)



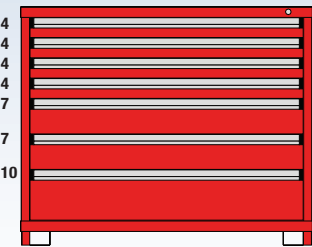
M1-452940FT-MD09AL

- 9 Drawers
- 252 Compartments



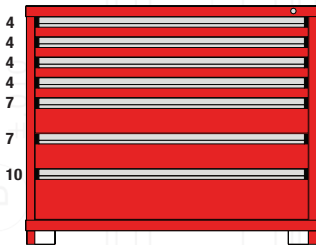
M1-452940FT-MD09BL

- 9 Drawers
- 237 Compartments




M1-452940FT-MD07AL

- 7 Drawers
- 196 Compartments



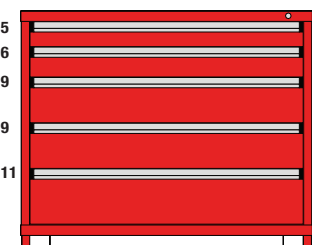
M1-452940FT-MD07BL

- 7 Drawers
- 204 Compartments



M1-452940FT-MD06AL


- 6 Drawers
- 155 Compartments



M1-452940FT-MD05AL


- 5 Drawers
- 111 Compartments

BENCH HEIGHT (45^{3/16"} W x 29^{1/4"} D x 33" H)




M1-452935FT-MD08BL

- 8 Drawers
- 261 Compartments



M1-452935FT-MD06AL

- 6 Drawers
- 204 Compartments



M1-452935FT-MD06CL

- 6 Drawers
- 172 Compartments



M1-452935FT-MD05BL

- 5 Drawers
- 126 Compartments



M1-452935FT-MD04AL

- 4 Drawers
- 103 Compartments



M1-452935FT-MD04BL

- 4 Drawers
- 88 Compartments



If you have questions regarding the Modular Drawer Cabinets or configurations, please feel free to visit:

www.NationWideShelving.com or call us at 801-328-8788 and ask for Customer Service.


Drawer Table	Drawer Number	4	5	6	7	8	9	10	11	12	13	14	15	16	17	18
	Usable Height	2 ^{1/4"}	3 ^{1/16"}	3 ^{7/8"}	4 ^{5/8"}	5 ^{7/16"}	6 ^{1/4"}	7"	7 ^{3/4"}	8 ^{9/16"}	9 ^{3/8"}	10 ^{1/8"}	10 ^{15/16"}	11 ^{3/4"}	12 ^{1/2"}	13 ^{5/16"}
	Drawer Size	Small			Medium				Large							

45" WIDE INTERIORS >

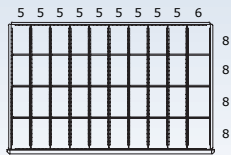
ALL BORROUGHS PRE-CONFIGURED CABINETS FEATURE:

- 29¹/₄" STANDARD DEPTH
- FORK TRUCK BASE WITH MULTIPLE DRAWER ACCESS & ARE KEYED DIFFERENT
- PARTITIONS AND DIVIDERS FACTORY INSTALLED


DRAWER INTERIOR CONFIGURATIONS (40¹/₄" W x 25¹/₈" D CLEAR)



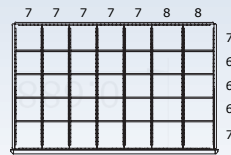
0606
45 compartments



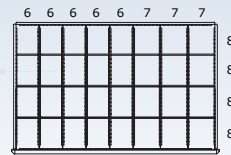
0508
40 compartments



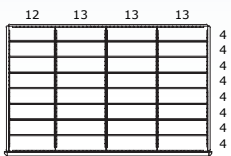
0608
36 compartments



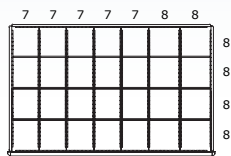
0706
35 compartments



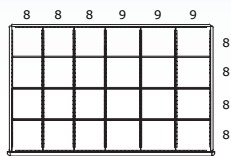
0708
32 compartments



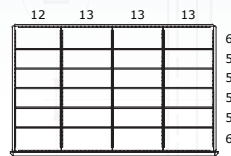
1204
32 compartments



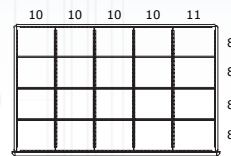
0808
28 compartments



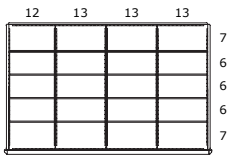
0908
24 compartments



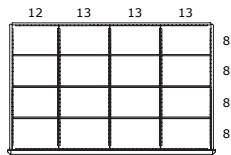
1205
24 compartments



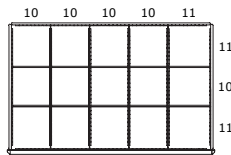
1008
20 compartments



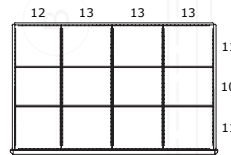
1206
20 compartments



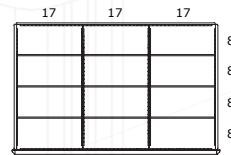
1208
16 compartments



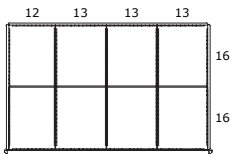
1010
15 compartments



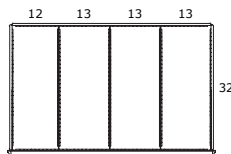
1210
12 compartments



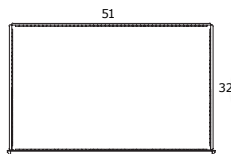
1708
12 compartments



1216
8 compartments




1232
4 compartments



0000
1 compartment

Numbers along the top and side of each drawer interior configuration refer to a specific compartment size. The corresponding dimensions are represented in the chart below.



Compartment Size	3	4	5	6	7	8	9	10	11	12	13	14	15	16
Dimension (Clear)	1 ⁷ / ₈ "	2 ¹¹ / ₁₆ "	3 ¹ / ₂ "	4 ¹ / ₄ "	5 ¹ / ₁₆ "	5 ⁷ / ₈ "	6 ¹¹ / ₁₆ "	7 ¹ / ₂ "	8 ¹ / ₄ "	9 ¹ / ₁₆ "	9 ⁷ / ₈ "	10 ¹¹ / ₁₆ "	11 ¹ / ₂ "	12 ¹ / ₄ "



 **Material Handling USA**

**Call Now for a Free
Quote or Site Visit!**

222 S. Main St. 5th Floor
Salt Lake City, UT 84101
800-362-4403
<https://www.mh-usa.com/>

SUPERSTORE

MH-USA


Material Handling USA

60" WIDE CABINETS >


ALL BORROUGHS PRE-CONFIGURED CABINETS FEATURE:

- 29¹/₄" STANDARD DEPTH
- FORK TRUCK BASE WITH MULTIPLE DRAWER ACCESS & ARE KEYPED DIFFERENT
- PARTITIONS AND DIVIDERS FACTORY INSTALLED

EYE LEVEL (60³/₈" W x 29¹/₄" D x 59" H)



M1-602968FT-MD12BL
 • 12 Drawers
 • 377 Compartments




M1-602968FT-MD10BL
 • 10 Drawers
 • 216 Compartments


Numbers along the left hand side refer to the "Drawer Number" indicated in the chart at the bottom of the page.




Numbers along the right hand side of each cabinet indicate the drawer interior configuration of the pre-installed partitions and dividers.




M1-602968FT-MD09CL
 • 9 Drawers
 • 378 Compartments



M1-602968FT-MD07AL
 • 7 Drawers
 • 208 Compartments



M1-602968FT-MD06AL
 • 6 Drawers
 • 144 Compartments



M1-602968FT-MD05AL
 • 5 Drawers
 • 86 Compartments

Drawer Number	4	5	6	7	8	9	10	11	12	13	14	15	16	17	18
Usable Height	2 ¹ / ₄ "	3 ¹ / ₁₆ "	3 ⁷ / ₈ "	4 ⁵ / ₈ "	5 ⁷ / ₁₆ "	6 ¹ / ₄ "	7"	7 ³ / ₄ "	8 ⁹ / ₁₆ "	9 ³ / ₈ "	10 ¹ / ₈ "	10 ¹⁵ / ₁₆ "	11 ³ / ₄ "	12 ¹ / ₂ "	13 ⁵ / ₁₆ "
Drawer Size	Small			Medium				Large							




ALL BORROUGHS PRE-CONFIGURED CABINETS FEATURE:

- 29¹/₄" STANDARD DEPTH
- FORK TRUCK BASE WITH MULTIPLE DRAWER ACCESS & ARE KEYPED DIFFERENT
- PARTITIONS AND DIVIDERS FACTORY INSTALLED


COUNTER HEIGHT (60³/₈" W x 29¹/₄" D x 44" H)




M1-602949FT-MD12AL
 • 12 Drawers
 • 24 Compartments



M1-602949FT-MD07AL
 • 7 Drawers
 • 238 Compartments



M1-602949FT-MD06AL
 • 6 Drawers
 • 224 Compartments



M1-602949FT-MD05AL
 • 5 Drawers
 • 62 Compartments

Partitions and adjustable dividers make organization easy and convenient for various size parts, tools, or a variety of other items needing to be stored safely and securely.

All Borroughs partitions and dividers are factory installed.




Drawer Number	4	5	6	7	8	9	10	11	12	13	14	15	16	17	18
Usable Height	2 ¹ / ₄ "	3 ¹ / ₁₆ "	3 ⁷ / ₈ "	4 ⁵ / ₈ "	5 ⁷ / ₁₆ "	6 ¹ / ₄ "	7"	7 ³ / ₄ "	8 ⁹ / ₁₆ "	9 ³ / ₈ "	10 ¹ / ₈ "	10 ¹⁵ / ₁₆ "	11 ³ / ₄ "	12 ¹ / ₂ "	13 ⁵ / ₁₆ "
Drawer Size	Small			Medium				Large							

60" WIDE CABINETS >

ALL BORROUGHS PRE-CONFIGURED CABINETS FEATURE:


- 29^{1/4}" STANDARD DEPTH
- FORK TRUCK BASE WITH MULTIPLE DRAWER ACCESS & ARE KEYPED DIFFERENT
- PARTITIONS AND DIVIDERS FACTORY INSTALLED

STAND-UP HEIGHT (60^{3/8}" W x 29^{1/4}" D x 37" H)



M1-602940FT-MD09AL

- 9 Drawers
- 225 Compartments




M1-602940FT-MD07AL

- 7 Drawers
- 164 Compartments

Numbers along the left hand side refer to the "Drawer Number" indicated in the chart at the bottom of the page.




Numbers along the right hand side of each cabinet indicate the drawer interior configuration of the pre-installed partitions and dividers.



M1-602940FT-MD06AL

- 6 Drawers
- 268 Compartments



M1-602940FT-MD05AL

- 5 Drawers
- 96 Compartments




Drawer Number	4	5	6	7	8	9	10	11	12	13	14	15	16	17	18
Usable Height	2 ^{1/4} "	3 ^{1/16} "	3 ^{7/8} "	4 ^{5/8} "	5 ^{7/16} "	6 ^{1/4} "	7"	7 ^{3/4} "	8 ^{9/16} "	9 ^{3/8} "	10 ^{1/8} "	10 ^{15/16} "	11 ^{3/4} "	12 ^{1/2} "	13 ^{5/16} "
Drawer Size	Small			Medium				Large							




ALL BORROUGHS PRE-CONFIGURED CABINETS FEATURE:

- 29^{1/4}" STANDARD DEPTH
- FORK TRUCK BASE WITH MULTIPLE DRAWER ACCESS & ARE KEYPED DIFFERENT
- PARTITIONS AND DIVIDERS FACTORY INSTALLED


BENCH HEIGHT (60^{3/8}" W x 29^{1/4}" D x 33" H)




M1-602935FT-MD08AL
 • 8 Drawers
 • 269 Compartments




M1-602935FT-MD06AL
 • 6 Drawers
 • 284 Compartments



M1-602935FT-MD06BL
 • 6 Drawers
 • 161 Compartments



M1-602935FT-MD05AL
 • 5 Drawers
 • 224 Compartments



M1-602935FT-MD05BL
 • 5 Drawers
 • 220 Compartments



M1-602935FT-MD04AL
 • 4 Drawers
 • 76 Compartments



If you have questions regarding the Modular Drawer Cabinets or configurations, please feel free to visit: www.NationWideShelving.com or call us at 801-328-8788 and ask for Customer Service.

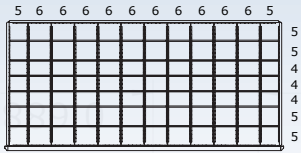
Drawer Table	Drawer Number	4	5	6	7	8	9	10	11	12	13	14	15	16	17	18	
	Usable Height	2 ^{1/4} "	3 ^{1/16} "	3 ^{7/8} "	4 ^{5/8} "	5 ^{7/16} "	6 ^{1/4} "	7"	7 ^{3/4} "	8 ^{9/16} "	9 ^{3/8} "	10 ^{1/8} "	10 ^{15/16} "	11 ^{3/4} "	12 ^{1/2} "	13 ^{5/16} "	
	Drawer Size	Small			Medium				Large								

60" WIDE INTERIORS >

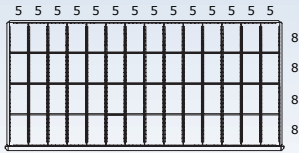
ALL BORROUGHS PRE-CONFIGURED CABINETS FEATURE:

- 29^{1/4}" STANDARD DEPTH
- FORK TRUCK BASE WITH MULTIPLE DRAWER ACCESS & ARE KEYED DIFFERENT
- PARTITIONS AND DIVIDERS FACTORY INSTALLED

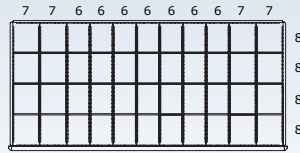
DRAWER INTERIOR CONFIGURATIONS (55^{3/8}" W x 25^{1/8}" D CLEAR)



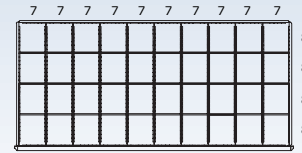
0504
84 compartments



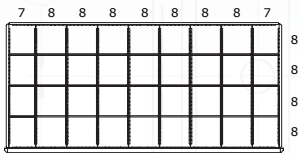
0508
56 compartments



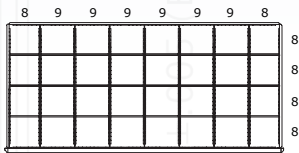
0608
44 compartments



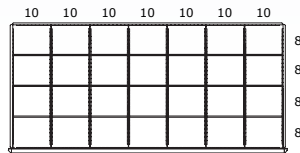
0708
40 compartments



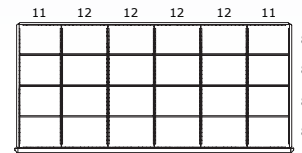
0808
36 compartments



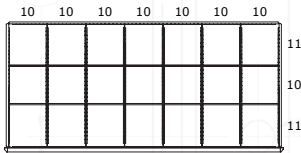
0908
32 compartments



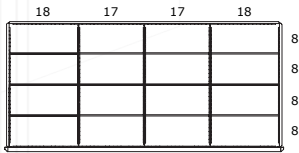
1008
28 compartments



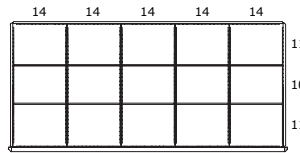
1208
24 compartments



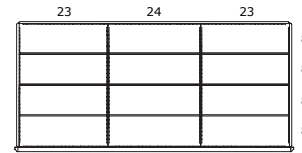
1010
21 compartments



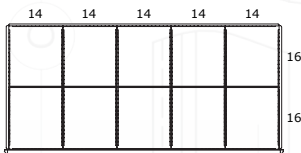
1708
16 compartments



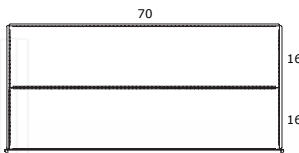
1410
15 compartments



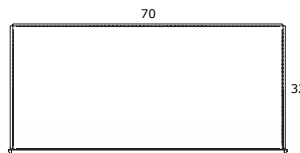
2308
12 compartments



1416
10 compartments



7016
2 compartments



0000
1 compartment

Numbers along the top and side of each drawer interior configuration refer to a specific compartment size. The corresponding dimensions are represented in the chart below.

Compartment Size	3	4	5	6	7	8	9	10	11	12	13	14	15	16
Dimension (Clear)	1 ^{7/8} "	2 ^{11/16} "	3 ^{1/2} "	4 ^{1/4} "	5 ^{1/16} "	5 ^{7/8} "	6 ^{11/16} "	7 ^{1/2} "	8 ^{1/4} "	9 ^{1/16} "	9 ^{7/8} "	10 ^{11/16} "	11 ^{1/2} "	12 ^{1/4} "



**Call Now for a Free
Quote or Site Visit!**

222 S. Main St. 5th Floor
Salt Lake City, UT 84101
800-362-4403

<https://www.mh-usa.com/>

Material Handling USA

SUPERSTORE

MH-USA



OVERHEAD UNITS



MDC PRODUCT MODEL

M1 - 30 29 27 NB - S 2 ND N F

CABINET WIDTH

OPTIONS = 23, 30, 45, 60

CABINET DEPTH

CABINET HEIGHT (in segments)

OPTIONS = 27, 31, 35, 40, 49, 68

CABINET BASE

OPTION	DESCRIPTION
NB	NO BASE
FT	FORK TRUCK (adds 2 ¹ / ₈ " to height)
M5	*MOBILE BASE - 5" DIA (adds 7 ¹ / ₂ " to height)
M6	*MOBILE BASE - 6" DIA (adds 8 ¹ / ₂ " to height)

* ONLY AVAILABLE ON 40, 35, 31, 27 CABINET HEIGHTS

- 02 02

HOUSING & SHELF COLOR

Overhead housing & shelf color are the same

OPTION	DESCRIPTION
01	065 INDUSTRIAL GRAY
02	B504 BLUE
03	161 MIST GRAY
04	F604 PEBBLE
05	C386 RED
06	040 BLACK
07	445 WHITE

(SEE BACK PAGE FOR DETAILS ON COLOR)

SHELF QUANTITY

(2) = 27, 31, 35, 40
(3) = 49, 68

SHELF

DOOR TYPE

OPTION	DESCRIPTION
ND	NO DOOR

DOOR LOCK TYPE

OPTION	DESCRIPTION
N	NO DOOR

STACK CABINET

OPTION	DESCRIPTION
N	DO NOT STACK, SHIP SEPERATELY
F	*FACTORY STACK TO PREVIOUS CABINET LISTED ON ORDER

* TOTAL COMBINED HEIGHT MUST BE LESS THAN 90"

* OVERHEAD UNITS MUST BE THE SAME WIDTH AS THE CABINET BELOW.

OVERHEAD UNITS

M1-232927NB
S2NDF



M1-232935NB
S2NDF



M1-302927NB
S2NDF



M1-302935NB
S2NDF



M1-452927NB
S2NDF



M1-452935NB
S2NDF



ALL BORROUGHS PRE-CONFIGURED OVERHEAD UNITS FEATURE:

- 29¹/₄" STANDARD DEPTH
- NO BASE
- ONE BASE SHELF & ONE ADJUSTABLE SHELF
- FACTORY STACKED

* TOTAL COMBINED HEIGHT MUST BE LESS THAN 90"




If you have questions regarding the Modular Drawer Cabinets or configurations, www.NationWideShelving.com or call us at 801-328-8788 and ask for Customer Service.

M1-602935NB
S2NDF



M1-602927NB
S2NDF



THE ANATOMY OF A BORROUGHS MODULAR DRAWER CABINET



If you have questions regarding the Modular Drawer Cabinets or configurations, please feel free to visit: www.borroughs.com or call us at 1-800-748-0227 and ask for Customer Service.

Top & Bottom Pans are 14 gauge and welded at corners to provide increased strength.

Handle Length covers full width of drawer body and is flush with face of the cabinet body.

Removable Lock Core allows re-keying without taking cabinet apart.

True Single Drawer (anti-tilt) & Multi Drawer Mechanisms available provide flexibility to specific applications.

Pre-welded Cabinet Frame at front provides superior squareness and rigidity.

Bottom Pan is reinforced for greater lift capacity.

Fork Truck Bases are 12 gauge providing ease of transport for cabinets while fully loaded.

Drawer Suspension features smooth progressive action based on a captive profile design.

Side & Back Panels are 18 gauge providing a strong and rigid case.

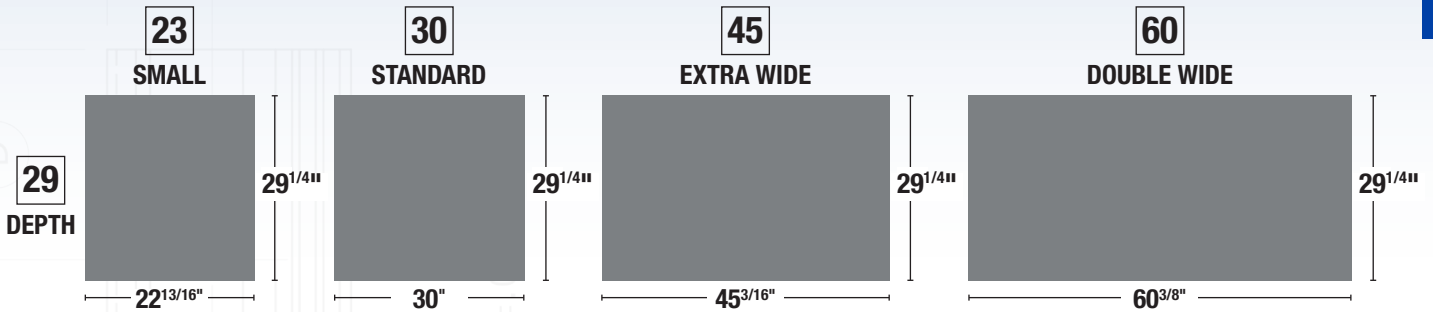
THE DRIVING MATRIX BEHIND A BORROUGHS MODULAR CABINET



If you have questions regarding the Modular Drawer Cabinets or configurations, please feel free to visit: www.NationWideShelving.com or call us at 801-328-8788 and ask for Customer Service.

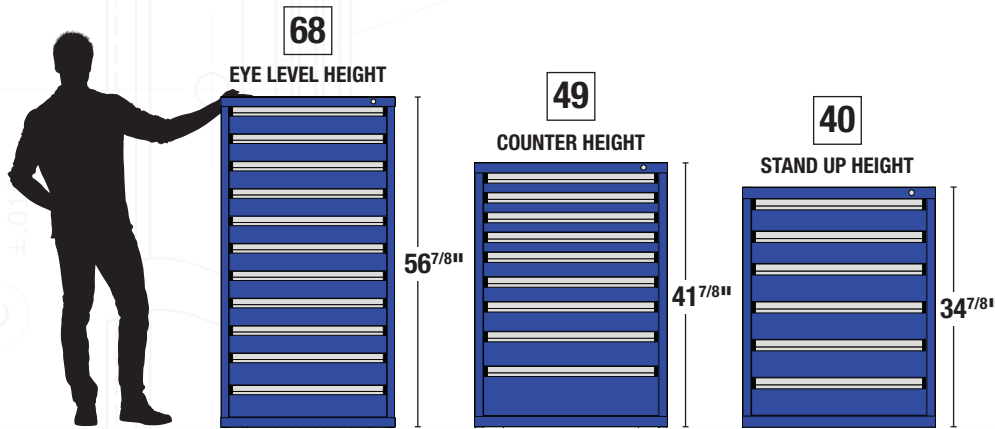
SELECT A HOUSING WIDTH

4 Pre-configured housing widths available. What will the footprint of your space accommodate?

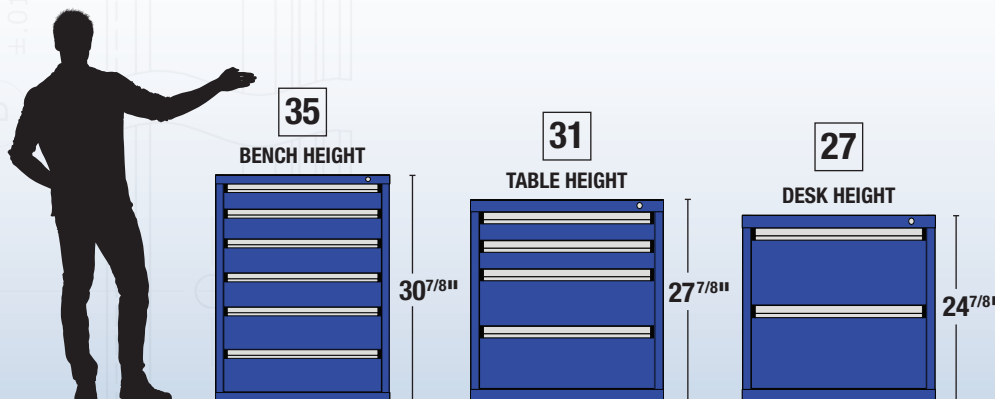


SELECT HOUSING HEIGHT

6 Pre-configured housing heights available. Cabinets depicted here DO NOT INCLUDE base dimensions.



XX = NOMINAL SIZE, ALL DIMENSIONS ARE ACTUAL




SELECT THE DRAWER SIZE

15 Pre-configured drawer heights available

Drawer #	Usable Height
4	2 1/4"
5	3 1/16"
6	3 7/8"
7	4 5/8"
8	5 7/16"
9	6 1/4"
10	7"
11	7 3/4"
12	8 9/16"
13	9 3/8"
14	10 1/8"
15	10 15/16"
16	11 3/4"
17	12 1/2"
18	13 5/16"

CUSTOMIZING YOUR PART NUMBER/CABINET

Each number to the left of the cabinet represents the drawer number. A chart at the bottom of each page has been provided to give measurements of the **USABLE HEIGHT** for each drawer.



Each number to the right of the cabinet represents the drawer interior configuration - with factory installed partitions and dividers.

- **23** drawer interiors are on page **8**
- **30** drawer interiors are on page **16**
- **45** drawer interiors are on page **21**
- **60** drawer interiors are on page **27**

MDC PRODUCT MODEL

M1 - 30 29 68 FT - MD 09 E L

CABINET WIDTH

OPTIONS = 23, 30, 45, 60

CABINET DEPTH

CABINET HEIGHT (in segments)

OPTIONS = 27, 31, 35, 40, 49, 68

DRAWER QUANTITY

DRAWER LOCK

OPTION	DESCRIPTION
NL	NO LOCK
MD	MULTIPLE DRAWER, KEYED DIFFERENT
MA	MULTIPLE DRAWER, KEYED ALIKE
SD	SINGLE DRAWER, KEYED DIFFERENT
SA	SINGLE DRAWER, KEYED ALIKE
SN	SINGLE DRAWER, NO LOCK

DRAWER CONFIGURATIONS

A PRE-DETERMINED LETTER THAT DEFINES A SPECIFIC GROUPING OF DRAWERS & INTERIORS

DRAWER INTERIORS

OPTION	DESCRIPTION
E	EMPTY DRAWERS
L	PRE-CONFIGURED DRAWER INTERIORS (FACTORY INSTALLED)

CABINET BASE	
OPTION	DESCRIPTION
NB	NO BASE
FT	FORK TRUCK (adds 2 1/8" to height)
M5	*MOBILE BASE - 5" DIA (adds 7 1/2" to height)
M6	*MOBILE BASE - 6" DIA (adds 8 1/2" to height)

* ONLY AVAILABLE ON 40, 35, 31, 27 CABINET HEIGHTS

- 02 02 (Add to end of product number above)

HOUSING COLOR

DRAWER COLOR

OPTION	DESCRIPTION
01	065 INDUSTRIAL GRAY
02	B504 BLUE
03	161 MIST GRAY
04	F604 PEBBLE
05	C386 RED
06	040 BLACK
07	445 WHITE

(SEE BACK PAGE FOR DETAILS ON COLOR)

CHOOSING THE RIGHT OPTIONS FOR YOUR NEEDS



If you have questions regarding the Modular Drawer Cabinets or configurations, please feel free to visit: www.borroughs.com or call us at 1-800-748-0227 and ask for Customer Service.



Removable Lock Cores

- Allow for re-keying of cabinets without taking them apart should keys get lost or stolen.
- Cores are available in 2,000 different key codes and can be keyed alike, with a master key.

DRAWER LOCK	
OPTION	DESCRIPTION
NL	NO LOCK
MD	MULTIPLE DRAWER, KEYED DIFFERENT
MA	MULTIPLE DRAWER, KEYED ALIKE
SD	SINGLE DRAWER, KEYED DIFFERENT
SA	SINGLE DRAWER, KEYED ALIKE
SN	SINGLE DRAWER, NO LOCK



Both Multiple & Single Drawer Access

M1 - 30 29 68 FT - MD 09 E L

- Pre-Configured cabinets come standard with multiple drawer access keyed different.

CABINET BASE	
OPTION	DESCRIPTION
NB	NO BASE
FT	FORK TRUCK
M5	MOBILE BASE - 5" Dia.
M6	MOBILE BASE - 6" Dia.



- Base options allow for customization.
- Fork truck bases are 12 gauge providing ease of transport for cabinets while fully loaded.
- Fork truck base includes (2) covers.



- Mobile bases (pictured left) include - (2) rigid and (2) swivel casters with a brake.
- Mobile bases include push-pull handle.

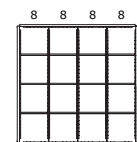
M1 - 30 29 68 FT - MD 09 E L

** MOBILE BASES ONLY AVAILABLE ON 40, 35, 31 AND 27 CABINET HEIGHTS.*

- Pre-configured cabinets come standard with fork truck bases.



DRAWER INTERIORS	
OPTION	DESCRIPTION
E	EMPTY DRAWERS
L	PRE-CONFIGURED DRAWER INTERIORS (FACTORY INSTALLED)



- Drawer interiors are provided on pages 8, 16, 21, and 27.

M1 - 30 29 68 FT - MD 09 E L

- Pre-configured cabinets come standard with pre-installed partitions and dividers.

Borroughs Standard Powder Coat Colors

Borroughs powder coat finishes are high quality, durable and inert. Borroughs offers 7 standard colors. The colors depicted on this publication have been reproduced using a printing process and are only provided as a guide.

The actual painted product may vary.



**Call Now for a Free
Quote or Site Visit!**

222 S. Main St. 5th Floor
Salt Lake City, UT 84101
800-326-4403
<https://www.mh-usa.com/>

SUPERSTORE

MH-USA

Material Handling USA



Borroughs Corporation

ISO 14001:2004 and 9001:2008 Registered
Printed in the U.S.A. | ©2015 Borroughs Corporation | Form # RR-MDC-VER2.6-2015

