

Panel Built

Better Built. Stronger Built. Panel Built



 **Material Handling USA**
800-326-4403
<https://www.mh-usa.com/>

<https://www.mh-usa.com/>
Sales@MaterialHandling-USA.com

Why Modular

The trend to purchase and utilize modular building systems is increasing with no end in sight and for good reason. By pre-engineering, designing, and prefabricating in an automated controlled environment, we are able to provide you greater value over conventional construction methods.



How Can Modular Prefabricated Buildings Produce Greater Value?

- **Controlled Factory Environment**
No on-site weather problems, vandalism, theft, or set-up time
- **Purchasing Power**
Bulk buying and pre-inspection of material by trained personnel
- **Trained Production Workers**
More efficient than mobile and untrained field construction workers
- **Quality Control**
Inspection for pre-established tolerances and quality standards
- **Engineering and Designs**
Free drawings and revisions with every quote request provided by our skilled engineering team
- **Value Adding Designs**
Every job is custom made to the customers unique specifications

Why Modular



What Advantages Does Modular Hold Over Conventional Construction Methods?

Modular Construction	Conventional Construction
Pre-designed	Requires architectural time and expenditure
Pre-engineered	Requires engineering time and expenditure
Complete detailing package: including specifications and all components necessary to place order at no charge.	Bid packages or a professional spec writer is time consuming and costly—A poorly communicated project could be a disaster.
Quality inspected and approved materials. Volume purchasing power for lower cost.	Building materials and quality vary day to day. Increased costs due to numerous trips or additional orders for building supplies
Prefabricated to minimize an interruption of production.	Interrupted operations and increased construction time, not to mention wet paint, sheet rock dust, debris, and noisy tools
Easily expandable system manufactured to match in appearance and to accept additions.	Difficult to match existing construction after time. Added levels could require more reinforcement in structure.
Relocatable by fork-lift or crane— Disassemble and reassemble—Never lose capital investment.	Requires demolition resulting in debris removal and higher reconstruction costs. Longer construction time.
Longer lifetime of material such as steel, aluminum, etc., for more exact fits and tolerances.	Construction materials have a distinctively shorter lifetime than materials used in modular construction.
Fast, easy and cost effective installation	Environmental delays, plant down-time, union labor etc. can add costs to the project
Interchangeable panels, doors, windows and other parts.	Contractors rarely use the same materials project to project.

About Us



**The New
Generation
in Modular
Buildings,
Enclosures,
and
Mezzanines**


**Mike and
Pat Kiernan**

History

Panel Built was founded in 1995 by brothers Mike and Pat Kiernan, and began with the construction of pre-manufactured buildings. Today Panel Built offers a complete line of custom modular offices, mezzanines, pre-assembled, and exterior buildings. All our multiple product lines are produced in our two state-of-the-art manufacturing facilities. We offer “A Better Way to Create Space” for all of your building projects.

Mission

Panel Built Inc. is a world class manufacturer of modular offices, prefabricated buildings, and steel mezzanines. We believe in total customer satisfaction. We pride ourselves on listening to our client’s space needs and providing creative solutions within their budgets. Our customer, dealer, and employee relationships are the foundation of our company. We strive to provide a safe, rewarding, and positive work environment to enrich the lives of our employees and their families.





About Us

Our Promise

Flexibility

Panel Built modular offices and mezzanines are 100% relocatable and expandable. We offer many options to buy or lease, as well as assistance with financing.

Quality

Matchless strength and durability, is the core of our building quality. Each component is inspected at every phase and complies with precise specifications and codes.

Warranty

Every Panel Built Building and Mezzanine owner is provided an exclusive warranty of our workmanship. We stand behind our products!

Expertise

Years of experience with an impressive array of standard and custom jobs enable us to help you through every step of your project.

Service

Our dedicated sales team provides confidential free quotes and drawings to help get your project underway. Our team is available to answer any questions about a proposal, an order, freight options, or project changes. Customer service works in unison with our shipping and installation departments to ensure an on time delivery and set up, with the least amount of disruption to your business.

Products

Panel Built manufactures standard and custom modular buildings including: One-, Two-, and Three-Story In-Plant Offices, Multi-Purpose Mezzanine Systems, Security/Guard Stations, Interior and Exterior Equipment Enclosures, Wall Partitions, Clean Rooms, Exterior Offices, and Special-Use Buildings. At Panel Built, we are always researching and developing new products and new ways to improve old products. We have developed many ancillary products including guard rails, stair systems, and safety gates. For superior quality, dependable service, and innovative solutions, Panel Built is your best choice. We invite you to experience the Panel Built difference.

Planning



Factors to Consider When Planning A Modular Construction Project

- Where will this project be located?
- What is the environment around this project?
- How fast do I need this completed?
- How much potential downtime will this project take?
- What is the potential project budget?
- Does the layout allow for changes or revisions?
- What concerns do you have with this Project? Sound Control? Fire Resistance? Employee Protection? Etc..?



Panel Built Operations

- Panel Built has installation crews that travel nationwide for your convenience.
- Smaller products are shipped in a common carrier while larger products will ship on a dedicated truck. If you have a trucking company you are comfortable with, as a customer you can arrange freight as well.
- Panel Built carries all of the required liability insurance and has General Contractor partners in case a General Contractor license is required for permitting
- Standard lead time is 3-4 weeks after receipt of signed approval drawings. Panel Built also has a 2-day quick ship program for value line offices and a 5-day quick ship program for standard guard booths.
- Panel Built provides drawings for all quotes, not just when you place an order. 3D drawings for quotes are also available upon request.
- Panel Built standard payment terms are Net 30 days. However, we have always been willing to work with our customers on invoicing terms; just ask your representative.



GSA

Schedule: GS07F0186X

 **Material Handling USA**

**Call Now for a Free
Quote or Site Visit!**

222 S. Main St. 5th Floor
Salt Lake City, UT 84101
800-326-4403
<https://www.mh-usa.com/>

Material Handling USA

SUPERSTORE

MH-USA

For More information on ordering from Federal Supply Schedules, click on the FS Schedules button at www.fss.gsa.gov


As a GSA Contract Holder, Panel Built is excited to offer our line of Modular Offices, Guard Booths, Cleanrooms, Ballistic Rated Structures, as well as our Mezzanine Systems and Towers to our state and local governments. There are a number of ways to find Panel Built products on GSA Advantage. One of the most popular ways is through the GSA Advantage Web Site. Here, government agencies can enter Panel Built's contract number (GS07F0186X) into the search query and browse our products. Panel Built also provides custom products in addition to the standards listed.

Benefits of a GSA Schedule Team Agreement:

- Increases competitive edge
- Increases market share
- Increases visibility
- Offers additional customer opportunities
- Integrates different skills

Having GSA allows us to:

- Use commercial sales practices in the federal marketplace
- Have government customers to sole source our products
- Eliminate the need for formal competitive bidding
- Speed the federal purchase cycle





Schedule: GS07F0186X

Special Content Number (SIN)



Reduce Acquisition Time and Cost

The average time required by the Federal Government to put a contract in place is 278 days. When placing orders under the GSA's Federal Supply Schedules, procurement activities need not seek additional competition, draft a solicitation, solicit bids or quotations, make a determination of fair and reasonable pricing, consider set-asides or make award determinations. The GSA has already done that work by negotiating directly with Panel Built. The average time required to place a GSA order is 15 days.



Be Guaranteed the Best Price and Best Value

The GSA has already negotiated pricing that it determines to be fair and reasonable, and the best value for the Government after considering price, technical qualifications, past performance, warranty and administrative costs. GSA performs regular audits of quotations to ensure that Panel Built's customers are receiving pricing that is in compliance with the GSA contract and FAR requirements.



Ordering is Simplified

Procurement activities can place delivery orders directly with Panel Built, and can even set up Blanket Purchase Agreements.



Complete Turn-Key Projects

Through Panel Built and GSA, purchasers can not only order building systems, but all of the design and engineering, site work, installation, and ancillary services necessary to provide a complete and ready-to-use facility.

361-10A

Pre-engineered and Prefabricated Buildings and Structures for Storage Solutions

361-10B

Pre-engineered and Prefabricated Buildings and Structures for In-Plant Solutions



361-10D

Pre-engineered and Prefabricated Buildings and Structure for Military, Disaster/ Emergency Response, and Medical Facility Solutions



361-10E

Pre-engineered and Prefabricated Buildings and Structures for Professional Facility Solutions

361-10G

Pre-engineered and Prefabricated Buildings and Structures for Outdoor Shelter and Security Shelter Solutions

361-10H

Pre-engineered and Prefabricated Buildings and Structures for Restroom, Shower, and Laundry

361-30

Ancillary Services relating to Pre-Engineered/Prefabricated Buildings and Structures.

361-32

Installation and Site Preparation for Pre-engineered/Prefabricated Buildings and Structures

357-11C

Warehouse Equipment and Supplies

357-97

Ancillary Repair and Alterations related to Warehouse Equipment Solutions

563-4

Retro-fit Roofing Materials, Products and Services

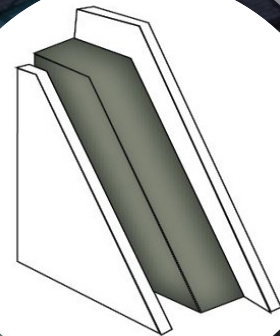

563-23

Doors, Windows, Panels, and Shutters

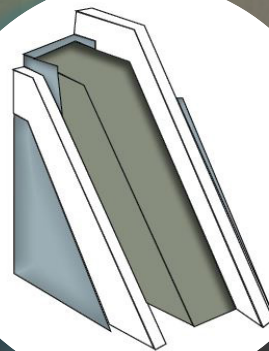


Modular Inplant Offices

A Great Way to Maximize your Workspace



Value Core



Fire Rated

Superior Construction

One, two ,and three story in-plant offices from Panel Built can accommodate any space need. Available in a variety of cores and surface finishes, these versatile structures go up in a fraction of the time and cost of traditional “stick-built” construction.

“The decision to go with Panel Built resulted in a flexible office addition and reduced the loss of floor space to almost nothing; while allowing an expansion that we needed.”

- David Bakare CEO,
Executive Coach Builders





TECHNICAL INFORMATION



Standard Options

- Three inch insulated wall panels in choice of three colors: White, Gray, and Champagne
- 22 gauge galvanizd top decking and suspended acoustical ceiling
- Framing and all connecting hardware always included
- 3-0 x 7-0 20 gauge steel with 20"x 30" window and hardware
- Electric package includes junction boxes, breaker panel, light switch, duplex outlets, and 2' x 4' fluorescent fixtures (modular wiring available)
- Step by step installation manual and drawings



Specifically engineered for flexible design, ease of installation, and durability; Panel Built's modular office systems provide safe, quiet inplant offices for staff and visitors. Whatever your space needs, Panel Built has a modular building solution. Need help planning your modular office system? Panel Built's engineering and customer service stands behind every modular office installation.

Features

- Reusable, re-locatable, and expandable design
- Easy installation with minimal facility disruption
- Solid construction withstands manufacturing and military environments
- Load bearing storage roofs available
- Variety of colors and finishes
- Multi-Story Options optimize space and value

Applications



Inplant Office



Conference Room



Break Room



Machine Enclosure



Shipping Office



Cleanrooms

BETTER BUILT
STRONGER BUILT
PANEL BUILT



Panel Built offers a two day shipping program for standard in plant office orders. This means from the time you place your order, the entire package will be shipped within 2 business days. Orders must be received by 4 pm EST, and must meet the general requirements with only standard options chosen.

2-Day QuickShip Office



General Requirements

- 8' or 10' Walls
- 8' x 8' up to 20' x 40' (2' increments)
- Standard Vinyl Covered Gyp/ Gyp Panels with Polystyrene Core
- Same Color Vinyl Both Sides
- Doors & Trim to Match Walls
- B-Deck Roof



Standard Options

- 3-0 or 6-0 by 7-0 Doors
- 1/4" Clear Tempered Glass Windows (4' x 3' only)
- Through-Wall Unit
- 2' x 4' Drop Ceiling
- 6" Batt Insulation
- Standard Electric (duplex receptacles, switches, data, troffer lights)
- Color Options : Champagne, Grey, or White



HVAC Options (Through Wall & Heat Pump)

- Amana 9,300 BTU Cooling / 11,100 BTU Heating
- Amana 12,000 BTU Cooling / 11,100 BTU Heating
- Amana 18,000 BTU Cooling / 11,100 BTU Heating

Freight Options

- LTL Carrier
- Customer Pick-Up

BETTER BUILT
STRONGER BUILT
PANEL BUILT



Our exclusive ability to mix components from both our cleanroom and inplant office product lines allow us to meet cleanroom classification requirements while keeping the benefits of a modular system.



Cleanrooms

Cleanroom Classification

- Truly modular, non-progressive construction featuring full panels, provides maximum flexibility to accommodate new processes and equipment
- The particles increase by a factor of 10 with every increase in the ISO rank.
- Another grading scale that is used is the US federal standard which is numbered 1, 10, 100, 10,000, and so on.
- Class 1 rooms have 1 particle for every 0.5 micrometer of cubic space, and so on, the Class numbers resembling the maximum amount of particles allowed in 0.5 cubic micrometers

Cleanroom Filtration System

As for the filtration systems, cleanrooms often use HEPA filters and ULPA filters.

- Can remove up to 99.9% of the particulates in the air using various air flow techniques.
- Some cleanrooms employ a positive pressure to keep particles out, and then some employ negative pressure to keep contaminants in. It all depends on what needs to be done in the workspace.

BETTER BUILT
STRONGER BUILT
PANEL BUILT




Modular construction offers a variety of building options from large exteriors to small inplant offices. Sometimes the standard modular building is not enough to fit a specific business need. Panel Built offers many custom options to accommodate different construction variations.



Custom Modular Inplants

Application Examples



- Machine Enclosures
- Tall Wall Application
- Modular Bathroom



- Laser Enclosures
- CCM and CNC Rooms
- Sound Booth



- Paint Booths
- Training Rooms
- Hazardous Material Storage

BETTER BUILT
STRONGER BUILT
PANEL BUILT



The first thing to realize is the difference in testing methods. For Class A and non-combustible, the panel is tested with an open flame, and measurements are taken on fuel contribution, smoke developed, and flame spread. For the 1-hour fire rating test, a panel wall is constructed and is blasted with flames for an hour. After this, the wall is sprayed with water from a fire hose. If the wall withstands the hosing, it passes. There are also instances where an insurance company may require more than a Class A, but not necessarily 1-hour fire rated. For these situations, Panel Built has also developed a non-combustible panel.



Fire Panels



Class A

- Polystyrene core with vinyl covered gypsum board.
- Panel is tested with an open flame, and measurements are taken on fuel contribution, smoke developed, and flame spread.
- Vinyl, steel, or a number of other kinds of coverings.



Non-Combustible

- Gypsum covered mineral wool core.
- Can be laminated together with adhesive.
- Does not require a steel skin
- Best when insurance companies require more than class A.
- Panel is tested with an open flame, and measurements are taken on fuel contribution, smoke developed, and flame



1- Hour Fire Rated

- Mineral wool core covered by mechanically fastened type-x gypsum board to steel studs.
- Panel wall is constructed and is essentially blasted with flames for an hour followed by a blasting from a fire hose. Wall must remain intact.
- Tested and certified by an independent agency.
- Covered with sheeting of your choice.

Case Study

“We needed modular facilities quickly, as our customer, Robins Air Force Base, had specific timelines we had to meet. One call to Panel Built solved my company’s need for a quality supplier and the government’s request for timeliness on this project. Panel Built performed beyond all expectations.”

- DW Harper, Project

Challenge

To design and construct four one-hour fire rated modular office systems that would maximize work space, while preserving valuable floor space in the base hangers. The structures had to be weathertight, placed on uneven floors, and capable of withstanding 50 mph wind loads. The systems also had to meet the Air Force’s tight time constraints for construction.

Solution


Panel Built met with Air Force personnel to understand their goals and special needs for this project. Several building options were submitted. After some modifications, a three story in-plant system was designed that met all of their requirements.

Panel Built Delivers

Panel Built provided stamped and engineered drawings and had the first system in place within six weeks, including demolition of an existing structure and pouring a concrete slab for the base.

Project Specs

24’x 38’ x 32” high three story in-plant office system with HVAC, sprinkler system and fire alarm. Custom powder coated IBC stair system with three landings.



BETTER BUILT
STRONGER BUILT
PANEL BUILT

CMM Room



Like a Modular Cleanroom, CMM rooms need to be temperature controlled. Often these rooms are located in an area of extreme temperatures, such as casting molds for molten metal. Using HVAC, filtration, and thermal equipment, Panel Built's interfacing walls, floors, and mechanical components within the modular wall system will provide a contaminant-free environment, effectively allowing control of temperature and humidity. Dressing rooms can also be added to the CCM room to keep from contamination.

BETTER BUILT
STRONGER BUILT
PANEL BUILT



Shipping Office

When you are working from a small space, finding room for a shipping office can be difficult. By adding a modular shipping office your employees will be able to work in a more comfortable environment and production will be more efficient. Additionally, Panel Built can pre-assemble the office on a fork liftable steel skid for easy relocation as needs change.



Exterior Buildings

Go Where Conventional Construction Cannot



Custom Built

Weather Tight

Superior Construction

Panel Built's exterior building systems are made of modular components. These components can be transported by truck or shipped in sea containers and easily assembled at their final destination.

Because our systems are pre-manufactured, a Panel Built exterior building goes up quicker and cleaner than a standard "stick-built" project of comparable size.

"It was a pleasure working with Panel Built. They were able to construct our operator cabins to meet the strict building codes enacted by the state to withstand category 3 hurricanes."

- Scott Jenkins,
Oceaneering Multiflex





TECHNICAL INFORMATION



Features

- Designed to withstand up to 180 mph wind loads
- Custom built to suit your specific application
- Insulated and weather proof roof systems
- Available in shed, gable and hip roof designs
- Assembled onsite in a fraction of conventional construction time
- Our modular panelized buildings are expandable and relocatable
- Can be pre-assembled on crane liftable steel base

Standard Options

- 3-0 x 7-0 Half Glass Steel Doors
- 26 Gauge Stucco-Embossed Steel Faced Panels with Poly-Styrene Insulation
- 3' x 4' picture windows or 36" x 36" horizontal sliding windows
- Through wall or package unit HVAC

Applications



Towers



Storage



Gate Houses



Field Office

The system's flexibility to withstand hurricane and earthquake conditions, speed of project construction, as well as its ability to meet tough building codes, makes it a smart choice for equipment enclosures, crane or fork-liftable metal buildings, guard shacks, storage buildings, or even a large modular office building or commercial facility.



Security Office



Electric Sub Station

BETTER BUILT
STRONGER BUILT
PANEL BUILT



Panel Built offers a five day shipping program for certain guard house orders.

This means from the time you place your order, the entire building will be shipped within 5 business days. Orders must be received by 4 pm EST, and must meet the general requirements.



5-Day QuickShip Guardbooth



Pick a Size (Inside Dimensions)

- 4' x 4' x 8'
- 4' x 6' x 8'
- 4' x 8'3 x 8'
- 6' x 6' x 8'
- 6' x 8'3 x 8'

Freight Options

- LTL Carrier
- Customer Pick-Up
- Dedicated Truck



Standard Options

- Half-Glass Metal Door
- Solid Leaf Metal Door
- Slider Window (Tempered Window) 36" x 36"
- Picture Window (Tempered Window) 4' x 3'
- Stainless Steel Counter Top
- Surface Mount Fluorescent Light
- Electrical Load Center
- Duplex Receptacles, Switches, Data Box
- Roof Mount HVAC
- Through-the-Wall HVAC



HVAC Options (Through Wall)

- Amana 9,300 BTU Cooling / 11,100 BTU Heating

HVAC Options (Roof Mounted)

- Coleman 13,500 BTU Cooling / 11,100 BTU Heating

Color Options

- White
- Grey
- Other colors available with extended lead time

BETTER BUILT
STRONGER BUILT
PANEL BUILT



A pre-assembled building from Panel Built is constructed on a forkliftable welded structural steel base. Ready for immediate use, these buildings are ideal for guard houses, attendant booths, machine storage, on-site consultant space, exterior offices and sub-station enclosures.

Modular Pre-Assembled Buildings



- Easy to order, with no on-site construction.
- Relocatable, fork or crane liftable.



- Insulated and weather proof with HVAC systems.
- Available in shed, gable, and hip roof designs.
- Pre-assembled at our factory, shipped direct to you.



- Offered in a variety of sizes and surface treatments.
- Custom-built to suit your specific application.

BETTER BUILT
STRONGER BUILT
PANEL BUILT



Normal security booths cannot always cover a large area when it comes to observation and security. Whether you call it a guard tower, vision tower, range tower or observation platform, a raised structure providing an unobstructed long-distance view can replace a flat security building for more applications. Panel Built designs, engineers, and manufactures these structures, with the added quality control, cost savings and time advantage of modular construction.



Modular Towers



Features:

- Powder Coated or galvanized steel
- Custom stair systems
- Wide selection of finishes and accessories
- Insulated walls and roof with HVAC systems
- Heights to meet your specific needs



Standard Options:

- 26 gauge stucco-embossed steel faced panels
- R – 11 poly-styrene insulation in panels
- Powder coated or galvanized diamond plate flooring
- Wall hung package unit HVAC
- 3-0 x 7-0 door with 1/2 glass
- Picture and/or sliding glass window



Applications:

- Strategic military posts
- Fire spotting towers
- Weather observation platforms
- Equipment operator cabins
- Watch station for correctional facility
- Rappel training towers

BETTER BUILT
STRONGER BUILT
PANEL BUILT



A Panel Built ballistic building is constructed of a welded steel frame covered with ballistic rated steel sheeting. These structures are ideal for gate houses, guard shacks, or security buildings. A Panel Built ballistic rated building comes complete with a welded steel base for easy transport by forklift or crane.



Ballistic Rated Modular Buildings



- All levels of UL and NIJ ballistic protection
- Fork/Crane Lifiable Steel Base
- Lightning Protection, PA, and Security Systems



- Offered in a variety of sizes and can be painted your custom color.
- Custom-built to suit your specific application.



- Insulated and weather proof with HVAC systems.
- Available in shed, gable, or hip roof.

HVAC SYSTEMS



Wall Unit

Energy efficient cooling and heating performance in one self-contained unit. Effectively cools up to 11,700 BTU's per hour. Removable condenser shroud permits convenient access to coils for regular cleaning, and includes washable, pull-out filters. All units are 100% run tested at the production facility, and proudly assembled in America. Unit will automatically activate fan motor and heater to prevent freezing when temperatures of 40 degrees Fahrenheit are sensed. Another thru-wall option is a Packed Terminal Air Conditioner. These units have vents and heat sinks both inside and outside and are also a longer dimension.



Roof Unit

These units are similar to wall units, in that the air condenser and air handler are combined into one unit. However, the Coleman unit mounts on to the roof of the building. There is an air diffuser on the interior ceiling which also houses the controls for the unit unless the optional external thermostat is purchased. These units should only be used on flat roofs to avoid condensation leaks.



BARD Unit

BARD (Wall Hung Package Unit) Units are generally used for larger areas that need a heat/cool system that can easily be transported with the building. The system is still comprised of an air condenser and air handler, but they are contained in the same unit that is visible hanging on the exterior of the building. BARD units can be used in conjunction with ductwork to heat/cool multiple rooms with one unit. Two important considerations when using BARD units: is there sufficient ambient (cool) air to feed the system? Where will the condensation line drain to?



Split System

Mini-Split Systems are often used when adding HVAC to a new room or office in an existing building. Because there are no hallways to heat/cool, the air handler can be located on the wall or roof of the new room without running ductwork. These systems still operate with an air condenser located outside which feeds an air handler located inside the building. These systems can be used to cool multiple rooms. If there is no hallway or other large space between the room and the outside a mini-split system can be used

BETTER BUILT
FASTER BUILT
PANEL BUILT



Whether you want to be grid-tied, reduce your energy bills and cut environmental emissions, or go totally off grid and completely eliminate your energy bills, we have the solution to fit your needs. Our team can integrate a solar system into your modular project that produces real financial results. A Panel Built solar solution will save you money on your electric bill as well as stabilize future

Solar



Options:

- Solar Parking Canopies
- Solar Storage Facilities
- Ground Level
- Roof Mounted
- Cantilever
- Single and Double Sided



Benefits:

- Increased Return on Investment
- Clean Energy Source
- Net Metering
- Incentives, Rebates, and Grants
- Offset Greenhouse Gases

Case Study



Oceaneering Multiflex needed two elevated exterior metal buildings that could withstand hurricane force winds. Panel Built provided a unique design that met all of their specifications.

Challenge

The Panama-City based facility of Oceaneering Multiflex had a unique challenge. They needed two operator control cabins to house sensitive equipment, mounted high in the air in the middle of “Hurricane Alley.”

Solution

Buildings with unique slanted walls and impact-resistant tempered glass, all within a steel reinforced framework.

Panel Built Delivers

Two exterior buildings with 130 mph wind load rating. Buildings are corrosion resistant and designed to reduce glare from sun and water.

Project Specs

7' x 15' exterior buildings (2) with slanted viewing wall on a forkliftable steel base with diamond plate decking. 130 mph wind loading and small missile impact resistant glazing. Impact resistant fiberglass reinforced plastic doors. Buildings meet all Florida State Building Code requirements and all requirements for the Florida DCA Modular Building Program.



**BETTER BUILT
STRONGER BUILT
PANEL BUILT**

Sports Facilities



Panel Built Mezzanines can be used for a number of sports related activities both indoor and outdoor. Indoor facilities can use mezzanines for school gyms, driving ranges, and batting cages. Outdoor mezzanines and modular buildings are great for stadium press boxes not only for function but for aesthetics as well.

BETTER BUILT
STRONGER BUILT
PANEL BUILT

Mobile Security



Portable Guard Booths are ideal for your short term, long term, or permanent needs. Due to their rigid floor frame, these booths can be picked up and moved from location to location as needs change. A tandem trailer is another great option for a mobile booth. If you need it fast, ask about our 5 day quick ship option.

Structural Mezzanines

Utilize Wasted Space in Your Facility



Add an Office

Powder Coat Finish

Superior Construction

Panel Built's steel line fabricates powdercoated structural steel mezzanines and stair systems to your specifications—with custom sizes, heights, spans, decking materials and landings. Heavy-duty and long-lasting, Panel Built is your single-source mezzanine system provider.

"PBI was the GC for our new office in Wyoming. They did a great job on our building in spite of weather and labor shortages. We had many changes during construction and they always made them happen."

- Jim Wilson





TECHNICAL INFORMATION



Features

- Modular bolt-together systems
- Sturdy handrail with 4" kickplate
- Heavy-duty columns & baseplates
- Heavy-duty prefabricated stairs and accessories
- 4-MIL powder coated steel components provide a superior level of durability against abusive, corrosive applications

Standard Decking Options

- **Advantech** - This is a high quality product superior to ordinary plywood and OSB options due to its enhanced strength, stiffness and moisture resistance.
- **ResinDek** - This is high density composite flooring, recommended for mezzanines requiring a solid floor subject to heavy loads from the use of pallet jacks, carts or dollies.
- **Diamond Plate** - This steel decking is considered to be our second most durable flooring.
- **Concrete Flooring** - The most durable type of mezzanine flooring by far is concrete.
- **Press-locked Grating** - Steel grating, commonly referred to as bar grating or press-locked grating, is a common choice in the waste management, mining, and food service industries.



Applications



Catwalks



Sport Facilities




Observation Office



Storage

Roll Form Mezzanines

Roll-formed mezzanines are lightweight, yet heavy-duty enough to support 150 psf loads. Constructed out of structural steel columns and roll-formed c-channel, these mezzanines come completely pre-fabricated and ready to assemble.



Range Towers



Aerospace Applications

BETTER BUILT
FASTER BUILT
PANEL BUILT



Panel Built roll-formed mezzanines are lightweight, yet heavy-duty enough to support 150 psf loads. Constructed out of structural steel columns and roll-formed c-channel, these mezzanines come completely pre-fabricated and ready to assemble.



Roll Formed Mezzanines

Panel Built Mezzanines feature:

- Modular bolt-together system for easy installation
- Full-length columns in corners used for handrail (added stability)
- A variety of decking materials available
- Heavy duty side-mounted handrail with 4" kickplate
- Heavy-duty columns & baseplates
- Heavy-duty closed-riser stair systems
- Structural grade bolts and fasteners
- 4-MIL powder coated steel standard components provide a superior level of durability against abusive and/or corrosive applications.
- Galvanized steel available

For applications where higher live loads or greater clear spans are required, Panel Built can design a hybrid system which makes use of structural columns and beams as well as roll-formed channels to accommodate the special needs. Call or email today to speak with a Panel Built Modular Building Specialist about your upcoming project!



Standard powder-coat colors. Custom colors available upon request.

BETTER BUILT
STRONGER BUILT
PANEL BUILT



All Panel Built prefabricated stairs, metal stairs, metal railing, and components are engineered, fabricated, and powder coated at our plant for a lasting finish and fast delivery. Each metal stair system is manufactured to your specification allowing for various sizes, heights and specialty metal hand rail that meets OSHA and IBC codes.



Ladders And Stair Systems



Featuring solid steel construction and a powder coat finish, Panel Built cage ladders are engineered to meet OSHA specifications. Ladders feature a flared entry for easy access and include a steel base mounting bracket.



Standard Stair Options:

- IBC or OSHA
- Grip- Strut grating or concrete treads
- Galvanized steel
- Extra wide treads
- Picket railings
- Lexan/ Plexi-glass railings



Custom Options are also available including mobile stair systems, alternating treads, and multiple landing options.

BETTER BUILT
STRONGER BUILT
PANEL BUILT




Ideal for protecting conveyors, inventory areas, in-plant offices, loading docks, electrical equipment or any area vulnerable to impacts. Our guard rails are constructed of high strength 11 gauge steel and are designed to withstand severe impacts. Systems are available in single or double rails with a durable powder coat finish.




Barrier Rail Protect Your Investments




 Integrated Slide-In Guard Rail is just as strong as the bolt together design, but is easily removed by sliding the railing in and out of the post sleeves.



 Bolt together design protects your equipment with either a single or double rail bolted to each column.



 Between workman's compensation and property damage, one forklift accident can cost tens of thousands of dollars. Protect yourself and your company with safety rail and bollards.

Case Study



The resurgence of the automotive industry brought new life to this Tennessee plant. Nematik needed to accommodate increased customer orders by freeing up additional space for rack storage. They chose KMH Systems and Panel Built to create the perfect solution.

Challenge

A world leader in automotive aluminum products, Nematik needed more storage space to keep up with customer demand. The increased business meant space was at a premium. This facility ran 1500 degree furnaces to melt the aluminum used for cylinder heads. Installation would be challenging because temperatures in the factory frequently reached over

Solution

Nematik went to KMH Systems for a solution to their problem. KMH recommended an elevated office system for personnel, with plenty of space underneath for the rack storage area they needed.

Panel Built Delivers

KMH chose Panel Built to design, manufacture and install a modular office system on a 16 foot tall mezzanine. The entire system was up within a month of the purchase order.

Project Specs

Two 12' x 48' modular office systems with a three foot corridor in between. The mezzanine system measured 27' x 48' with a 16 foot deck height and an IBC stair system for access.



BETTER BUILT
STRONGER BUILT
PANEL BUILT

Distribution Center



Distribution centers have a tendency to grow and with a Panel Built mezzanine you can grow up instead of out. Creating another level to store your products not only saves space but also makes your facilities processes go more quickly and efficiently.

BETTER BUILT
STRONGER BUILT
PANEL BUILT



Office on Mezzanine



One of the more popular options to utilize a mezzanine is to add an inplant office on top. This option allows the valuable floor space to remain free while still having an office to oversee facility activity. Our steel line fabricates structural steel mezzanines and stair systems to your specifications allowing for any office configuration you choose. Building up instead of out will allow you to keep your normal work process or storage the same while building your company!

Panel Built Install

Offering Services Worldwide



Panel Built offers installation services worldwide. In fact, we have completed thousands of projects in the United States and abroad. Whether you are installing an inplant office, concrete deck mezzanine, or a highly custom gatehouse, Panel Built can provide the solution. If you would prefer to provide your own installation, Panel Built can provide an on-site Tech Rep to walk you through the process.



At Panel Built we offer assistance with all of the following:

- Installation
- Permitting
- Inspections
- Footer and Foundation Calculation and Construction
- Technical Reps
- Site Visits

PANEL BUILT

INCORPORATED



Material Handling USA

**Call Now for a Free
Quote or Site Visit!**

222 S. Main St. 5th Floor
Salt Lake City, UT 84101

800-326-4403

<https://www.mh-usa.com/>

SUPERSTORE

MH-USA

Material Handling USA