



SHELVING SOLUTIONS



Storage Room

3

METAL POINT®PLUS Heavy duty steel shelving units with

- Particle board
- Steel decking
- Wire decking
- Galvanized units
- Mobile units
- Vertical Storage units

METAL POINT® 2 Light duty steel shelving units with

- Particle board
- Steel decking
- Wire decking
- Galvanized units
- Mobile units
- Security units
- Textile units
- METAL POINT® 2 display

Record Storage

14

- Corrugated file boxes
- Record storage shelving units
- Quick access, economy kits
- Super savers

- File storage
- Binder storage
- Accessories

Chrome Wire Shelving

18

- Corrugated file boxes
- Record storage shelving units
- Quick access, economy kits

- Super savers, file storage
- Binder storage
- Accessories

Bins & Bin Kits

22

- Plastic shelf bins
- Stackable bins
- Stack & nest tote bins

- Plastic shelf bin kits
- Stackable bin kits

Work & Tool Benches

24

- Work benches
- Work stations

- Tool benches
- Work stools

Tire Rack

28

- Heavy duty METAL POINT®PLUS tire rack carts
- Economy METAL POINT® 2 tire racks

Lockers & Cabinets

29

- Premium lockers
- Single column
- Triple column
- Single tier
- Six tier

- Storage cabinets
- Combination cabinets
- Wardrobe cabinets
- Accessories

Warehouse

32

Wide Span units with

- Steel decking
- Particle board
- Accessories

Pallet Rack units with

- Wire decking
- Accessories



Call an Interlake Mecalux sales representative for more information on how to order your application storage units
877-632-2589



or visit us at
www.interlakemecalux.com



Look for this symbol for units in stock, ready to ship.



Se habla español.

Product Prices, availability, and specifications are subject to change without prior notice. Any typographical, photographic, or specification error in product, pricing, or offers is subject to correction. We work hard to provide accurate pricing, but despite our best efforts, pricing errors may occur. In the event a product is listed at an incorrect price due to typographical, photographic, technical error, or error in pricing information received from our suppliers, Interlake Mecalux reserves the right to refuse or cancel any orders placed for products listed at the incorrect price. If an item's correct price is higher than our stated price, we will cancel your order and notify you of the price error and order cancellation. You will, of course, have an opportunity to purchase the item at the correct price, if you wish to do so. Any confirmation of sale, including internet, fax, or other confirmation, remains subject to corrections to pricing, product description and/or specification.

Warranty. Product warranties are available upon written request. Interlake Mecalux disclaims any other warranties express or implied, concerning the products in this catalog. They also specifically disclaim any warranties of merchantability or fitness for a particular purpose. In no event shall Interlake Mecalux accept liability for any damages, including consequential, indirect, or special lost profits, arising out of the use or inability to use any products. Interlake Mecalux damages are limited exclusively to product replacement or return of purchase price. Some states do not allow the exclusion of implied warranties, so the above exclusions may not apply to you.

Returns. Interlake Mecalux has a 30-day return policy subject to certain limitations. Return authorization is subject to Interlake Mecalux's shipping and return policies. Shipping costs may be applicable. A full copy of these policies is available upon request or by visiting www.interlakemecalux.com.



METAL POINT®PLUS with particle board

- 14 gauge steel parts, 5/8" thick M-2 industrial grade particle board and double rivet beams on every level for added rigidity, to support up to 2,400 lbs per level.
- Capacity based on size of shelf and number of center supports.
- Increase your loading capacities with the optional center supports. 72", 84" and 96" wide units already include 1 center support.
- Easy boltless assembly.
- In stock, ready to ship.



Free heavy duty rubber mallet with 2 METAL POINT units. A \$15 value!

Heavy duty white rubber head, makes the installation of your shelving unit easier without leaving marks on the shelving.

FREE!

Offer limited to 1 per customer. Does not need to be the same unit. Promotion code FMW2U



METAL POINT®PLUS units with particle board. 3 Shelves.

Height: 5 ft. Height: 6 ft. Height: 7 ft. Height: 8 ft. Height: 10 ft. Extra Shelf

| W" | D" | Levels | Lbs.* | Stock No. | Stock No. | Stock No. | Stock No. | Stock No. | Stock No. |
|----|----|--------|-------|--------------|--------------|--------------|--------------|---------------|------------|
| 48 | 12 | 3 | 1700 | NMP-604812-D | NMP-724812-D | NMP-844812-D | NMP-964812-D | NMP-1204812-D | NMP-4812-D |
| | 18 | | | NMP-604818-D | NMP-724818-D | NMP-844818-D | NMP-964818-D | NMP-1204818-D | NMP-4818-D |
| | 24 | | | NMP-604824-D | NMP-724824-D | NMP-844824-D | NMP-964824-D | NMP-1204824-D | NMP-4818-D |
| | 30 | | | NMP-604830-D | NMP-724830-D | NMP-844830-D | NMP-964830-D | NMP-1204830-D | NMP-4830-D |
| | 36 | | | NMP-604836-D | NMP-724836-D | NMP-844836-D | NMP-964836-D | NMP-1204836-D | NMP-4836-D |
| | 48 | | | NMP-604848-D | NMP-724848-D | NMP-844848-D | NMP-964848-D | NMP-1204848-D | NMP-4848-D |
| 60 | 12 | 3 | 1230 | NMP-606012-D | NMP-726012-D | NMP-846012-D | NMP-966012-D | NMP-1206012-D | NMP-6012-D |
| | 18 | | | NMP-606018-D | NMP-726018-D | NMP-846018-D | NMP-966018-D | NMP-1206018-D | NMP-6018-D |
| | 24 | | | NMP-606024-D | NMP-726024-D | NMP-846024-D | NMP-966024-D | NMP-1206024-D | NMP-6024-D |
| | 30 | | | NMP-606030-D | NMP-726030-D | NMP-846030-D | NMP-966030-D | NMP-1206030-D | NMP-6030-D |
| | 36 | | | NMP-606036-D | NMP-726036-D | NMP-846036-D | NMP-966036-D | NMP-1206036-D | NMP-6036-D |
| | 48 | | | NMP-606048-D | NMP-726048-D | NMP-846048-D | NMP-966048-D | NMP-1206048-D | NMP-6048-D |
| 72 | 12 | 3 | 1000 | NM1-607212-D | NM1-727212-D | NM1-847212-D | NM1-967212-D | NMP-1207212-D | NM1-7212-D |
| | 18 | | | NM1-607218-D | NM1-727218-D | NM1-847218-D | NM1-967218-D | NMP-1207218-D | NM1-7218-D |
| | 24 | | | NM1-607224-D | NM1-727224-D | NM1-847224-D | NM1-967224-D | NMP-1207224-D | NM1-7224-D |
| | 30 | | | NM1-607230-D | NM1-727230-D | NM1-847230-D | NM1-967230-D | NMP-1207230-D | NM1-7230-D |
| | 36 | | | NM1-607236-D | NM1-727236-D | NM1-847236-D | NM1-967236-D | NMP-1207236-D | NM1-7236-D |
| | 48 | | | NM1-607248-D | NM1-727248-D | NM1-847248-D | NM1-967248-D | NMP-1207248-D | NM1-7248-D |
| 84 | 12 | 3 | 1325 | NM1-608412-D | NM1-728412-D | NM1-848412-D | NM1-968412-D | NMP-1208412-D | NM1-8412-D |
| | 18 | | | NM1-608418-D | NM1-728418-D | NM1-848418-D | NM1-968418-D | NMP-1208418-D | NM1-8418-D |
| | 24 | | | NM1-608424-D | NM1-728424-D | NM1-848424-D | NM1-968424-D | NMP-1208424-D | NM1-8424-D |
| | 30 | | | NM1-608430-D | NM1-728430-D | NM1-848430-D | NM1-968430-D | NMP-1208430-D | NM1-8430-D |
| | 36 | | | NM1-608436-D | NM1-728436-D | NM1-848436-D | NM1-968436-D | NMP-1208436-D | NM1-8436-D |
| | 48 | | | NM1-608448-D | NM1-728448-D | NM1-848448-D | NM1-968448-D | NMP-1208448-D | NM1-8436-D |
| 96 | 12 | 3 | 1100 | NM1-609612-D | NM1-729612-D | NM1-849612-D | NM1-969612-D | NMP-1209612-D | NM1-9612-D |
| | 18 | | | NM1-609618-D | NM1-729618-D | NM1-849618-D | NM1-969618-D | NMP-1209618-D | NM1-9618-D |
| | 24 | | | NM1-609624-D | NM1-729624-D | NM1-849624-D | NM1-969624-D | NMP-1209624-D | NM1-9624-D |
| | 30 | | | NM1-609630-D | NM1-729630-D | NM1-849630-D | NM1-969630-D | NMP-1209630-D | NM1-9630-D |
| | 36 | | | NM1-609636-D | NM1-729636-D | NM1-849636-D | NM1-969636-D | NMP-1209636-D | NM1-9636-D |
| | 48 | | | NM1-609648-D | NM1-729648-D | NM1-849648-D | NM1-969648-D | NMP-1209648-D | NM1-9636-D |

*Load capacity per level, based on Uniformly Distributed Loads (UDL). Overall sizes 1/2" longer.



METAL POINT®PLUS with steel decking

- Galvanized panels are the best shelf option when you store greasy products. They can be cleaned very easily.
- Steel decking panels feature a high durability surface thanks to a smooth galvanized finish.
- 14 gauge steel parts, 20 gauge steel decking.
- In stock, ready to ship.

METAL POINT®PLUS with steel decking. 3 Shelves.

| W" | D" | Lbs.* | Height: 5 ft. | Height: 6 ft. | Height: 7 ft. | Height: 8 ft. | Extra Shelf |
|----|----|-------|---------------|---------------|---------------|---------------|-------------|
| | | | Stock No. | Stock No. | Stock No. | Stock No. | Stock No. |
| 72 | 18 | 650 | NM1-607218-S | NM1-727218-S | NM1-847218-S | NM1-967218-S | NM1-7218-S |
| | 24 | | NM1-607224-S | NM1-727224-S | NM1-847224-S | NM1-967224-S | NM1-7224-S |
| | 30 | | NM1-607230-S | NM1-727230-S | NM1-847230-S | NM1-967230-S | NM1-7230-S |
| 96 | 18 | 750 | NM1-609618-S | NM1-729618-S | NM1-849618-S | NM1-969618-S | NM1-9618-S |
| | 24 | | NM1-609624-S | NM1-729624-S | NM1-849624-S | NM1-969624-S | NM1-9624-S |
| | 30 | | NM1-609630-S | NM1-729630-S | NM1-849630-S | NM1-969630-S | NM1-9630-S |

*Load capacity per level, based on Uniformly Distributed Loads (UDL). Overall sizes 1/2" longer.

METAL POINT® PLUS with wire decking

- Wire deck-shelving will increase visual access, increase ventilation and reduce the cost of insurance by increasing sprinkler penetration.
- 14 gauge steel parts. Double rivet beams on every level for added rigidity. 4 gauge 3" squared welded wire decking.
- Easy boltless assembly.
- Shelving units in stock, ready to ship. Wire decking ships directly from the manufacturer, usually in 5-7 business days.



8 ft. & 10 ft. high units also available.

METAL POINT® PLUS units with wire decking. 3 Shelves.

| W" | D" | Levels | Lbs.* | Height: 5 ft. | Height: 6 ft. | Height: 7 ft. | Height: 8 ft. | Extra Shelf |
|----|----|--------|-------|---------------|---------------|---------------|---------------|-------------|
| | | | | Stock No. | Stock No. | Stock No. | Stock No. | Stock No. |
| 48 | 18 | 3 | 1700 | NMP-604818-W | NMP-724818-W | NMP-844818-W | NMP-964818-W | NMP-4818-W |
| | 24 | | | NMP-604824-W | NMP-724824-W | NMP-844824-W | NMP-964824-W | NMP-4824-W |
| | 30 | | | NMP-604830-W | NMP-724830-W | NMP-844830-W | NMP-964830-W | NMP-4830-W |
| | 36 | | | NMP-604836-W | NMP-724836-W | NMP-844836-W | NMP-964836-W | NMP-4836-W |
| | 48 | | | NMP-604848-W | NMP-724848-W | NMP-844848-W | NMP-964848-W | NMP-4848-W |
| 72 | 18 | 3 | 1000 | NMP-607218-W | NMP-727218-W | NMP-847218-W | NMP-967218-W | NMP-7218-W |
| | 24 | | | NMP-607224-W | NMP-727224-W | NMP-807224-W | NMP-967224-W | NMP-7224-W |
| | 30 | | | NMP-607230-W | NMP-727230-W | NMP-807230-W | NMP-967230-W | NMP-7230-W |
| | 36 | | | NMP-607236-W | NMP-727236-W | NMP-807236-W | NMP-907236-W | NMP-7236-W |
| | 48 | | | NMP-607248-W | NMP-727248-W | NMP-807248-W | NMP-907248-W | NMP-7248-W |
| 96 | 18 | 3 | 1100 | NMP-609618-W | NMP-729618-W | NMP-809618-W | NMP-909618-W | NMP-9618-W |
| | 24 | | | NMP-609624-W | NMP-729624-W | NMP-809624-W | NMP-909624-W | NMP-9624-W |
| | 30 | | | NMP-609630-W | NMP-729630-W | NMP-809630-W | NMP-909630-W | NMP-9630-W |
| | 36 | | | NMP-609636-W | NMP-729636-W | NMP-809636-W | NMP-909636-W | NMP-9636-W |
| | 48 | | | NMP-609648-W | NMP-729648-W | NMP-809648-W | NMP-909648-W | NMP-9648-W |

*Load capacity per level, based on Uniformly Distributed Loads (UDL). Overall sizes 1/2" longer.

METAL POINT®PLUS mobile

- Double casters, 2 with brakes, provide maximum stability to the unit. Special solid 3 gauge brackets for added rigidity on the base. 600 lbs capacity per unit.
- 14 gauge steel parts and 5/8" thick M-2 industrial grade particle board. Double rivet beams on every level for added rigidity.
- In stock, ready to ship.

As low as
\$370
Price for 5+ units

Unit shows 1 optional extra level. Overall height increases 6" due to the casters.



METAL POINT®PLUS mobile with particle board. 3 Shelves.

| | | Height: 5 ft. | | Height: 6 ft. | | Height: 7 ft. | | Extra Shelf | |
|----|----|---------------|----------------|----------------|----------------|---------------|----------------|----------------|----------------|
| W" | D" | Lbs.* | Stock No. | Stock No. | Stock No. | Stock No. | Stock No. | Stock No. | Stock No. |
| 48 | 18 | 600/unit | MPPMB-604818-D | MPPMB-724818-D | MPPMB-844818-D | MPPMB-4818-D | MPPMB-604818-D | MPPMB-724818-D | MPPMB-844818-D |
| | 24 | | MPPMB-604824-D | MPPMB-724824-D | MPPMB-844824-D | MPPMB-4824-D | MPPMB-604824-D | MPPMB-724824-D | MPPMB-844824-D |
| | 36 | | MPPMB-604836-D | MPPMB-724836-D | MPPMB-844836-D | MPPMB-4836-D | MPPMB-604836-D | MPPMB-724836-D | MPPMB-844836-D |
| | 48 | | MPPMB-604848-D | MPPMB-724848-D | MPPMB-844848-D | MPPMB-4848-D | MPPMB-604848-D | MPPMB-724848-D | MPPMB-844848-D |
| 60 | 18 | 600/unit | MPPMB-606018-D | MPPMB-726018-D | MPPMB-846018-D | MPPMB-6018-D | MPPMB-606018-D | MPPMB-726018-D | MPPMB-846018-D |
| | 24 | | MPPMB-606024-D | MPPMB-726024-D | MPPMB-846024-D | MPPMB-6024-D | MPPMB-606024-D | MPPMB-726024-D | MPPMB-846024-D |
| | 36 | | MPPMB-606036-D | MPPMB-726036-D | MPPMB-846036-D | MPPMB-6036-D | MPPMB-606036-D | MPPMB-726036-D | MPPMB-846036-D |
| | 48 | | MPPMB-606048-D | MPPMB-726048-D | MPPMB-846048-D | MPPMB-6048-D | MPPMB-606048-D | MPPMB-726048-D | MPPMB-846048-D |
| 72 | 18 | 600/unit | MPPMB-607218-D | MPPMB-727218-D | MPPMB-847218-D | MPPMB-7218-D | MPPMB-607218-D | MPPMB-727218-D | MPPMB-847218-D |
| | 24 | | MPPMB-607224-D | MPPMB-727224-D | MPPMB-847224-D | MPPMB-7224-D | MPPMB-607224-D | MPPMB-727224-D | MPPMB-847224-D |
| | 36 | | MPPMB-607236-D | MPPMB-727236-D | MPPMB-847236-D | MPPMB-7236-D | MPPMB-607236-D | MPPMB-727236-D | MPPMB-847236-D |
| | 48 | | MPPMB-607248-D | MPPMB-727236-D | MPPMB-847236-D | MPPMB-7236-D | MPPMB-607248-D | MPPMB-727236-D | MPPMB-847236-D |

*Load capacity per level, based on Uniformly Distributed Loads (UDL). Overall sizes 1/2" longer.

METAL POINT®PLUS accessories

Tie plates



Set of 4 tie plates to join 2 units. Tie plates are very helpful to keep row alignment on large installations.

| | Stock No. |
|-----------|-----------|
| Tie Plate | NTEG |

Metallic feet & floor fixings



Metallic feet included in hardware set. Set anchor includes levelling shims & floor fixings.

| | Stock No. |
|----------------------|-----------|
| Metallic feet single | BMS 50 |
| Metallic feet double | PMD 50 |
| Set anchor | SA |

Wall mount kit



Specially designed for seismic areas. Each kit contains 2 brackets. 2 kits per unit recommended. Includes hardware. No rust galvanized finish.

| Wall distance | Stock No. |
|---------------|-----------|
| 5" | WM5 |
| 3" | WM3 |

METAL POINT® 2 with steel decking

- Galvanized steel panels are the best shelf option when you store greasy products. Shelves can be cleaned very easily.
- 14 gauge steel beams, 15 gauge posts, 20 gauge steel decking. Double rivet beams on every level for added rigidity.
- In stock, ready to ship.

METAL POINT® 2 with steel decking. 5 shelves.

| W" | D" | Lbs.* | Height: 6 ft. | Height: 7 ft. | Extra Shelf |
|----|----|-------|---------------|---------------|-------------|
| | | | Stock No. | Stock No. | Stock No. |
| 36 | 12 | 500 | MP2G-723612-S | MP2G-843612-S | MP2G-3612-S |
| | 18 | | MP2G-723618-S | MP2G-843618-S | MP2G-3618-S |
| | 24 | | MP2G-723624-S | MP2G-843624-S | MP2G-3624-S |
| 48 | 12 | 350 | MP2G-724812-S | MP2G-844812-S | MP2G-4812-S |
| | 18 | | MP2G-724818-S | MP2G-844818-S | MP2G-4818-S |
| | 24 | | MP2G-724824-S | MP2G-844824-S | MP2G-4824-S |
| 60 | 12 | 250 | MP2G-726012-S | MP2G-846012-S | MP2G-6012-S |
| | 18 | | MP2G-726018-S | MP2G-846018-S | MP2G-6018-S |

*Load capacity per level, based on Uniformly Distributed Loads (UDL). Overall sizes 1/2" longer.

As low as
\$153
Price for 5+ units



METAL POINT® 2 unit with steel decking. 5 shelves. 8 ft. and 10 ft. high units also available.

METAL POINT® 2 with wire decking

- 14 gauge beams, 15 gauge posts. 4 gauge 3" squared welded wire decking. Double rivet beams on every level for added rigidity.
- Shelving units in stock, ready to ship. Wire decking ships directly from the manufacturer, usually in 3-5 business days.

METAL POINT® 2 with wire decking. 5 shelves.

| W" | D" | Lbs.* | Height: 6 ft. | Height: 7 ft. | Extra Shelf |
|----|----|-------|---------------|---------------|-------------|
| | | | Stock No. | Stock No. | Stock No. |
| 36 | 18 | 750 | MP2G-723618-W | MP2G-843618-W | MP2G-3618-W |
| | 24 | | MP2G-723624-W | MP2G-843624-W | MP2G-3624-W |
| | 30 | | MP2G-723630-W | MP2G-843630-W | MP2G-3630-W |
| 48 | 18 | 440 | MP2G-724818-W | MP2G-844818-W | MP2G-4818-W |
| | 24 | | MP2G-724824-W | MP2G-844824-W | MP2G-4824-W |
| | 30 | | MP2G-724830-W | MP2G-844830-W | MP2G-4830-W |

*Load capacity per level, based on Uniformly Distributed Loads (UDL). Overall sizes 1/2" longer.



As low as
\$306
Price for 5+ units



8 ft. and 10 ft. high units also available.

METAL POINT® 2 with particle board



As low as
\$140
Price for 5+ units

- 14 gauge beams, 15 gauge posts and 5/8" thick M-2 industrial grade particle board, to support up to 750 lbs per level.
- Double rivet beams on every level for added rigidity.
- Easy boltless assembly.
- In stock, ready to ship.

Binders not included.

Double rivet beams on every level.
See page 13 for accessories

Storage Room

METAL POINT® 2 units with particle board. 3 Shelves.

| W" | D" | Levels | Lbs.* | Height: 6 ft. | Height: 7 ft. | Height: 8 ft. | Height: 10 ft. | Extra Shelf |
|----|----|--------|-------|---------------|---------------|---------------|----------------|-------------|
| | | | | Stock No. | Stock No. | Stock No. | Stock No. | Stock No. |
| 36 | 12 | 5 | 750 | MP2G-723612-D | MP2G-843612-D | MP2G-963612-D | MP2G-1203612-D | MP2G-3612-D |
| | 15 | | | MP2G-723615-D | MP2G-843615-D | MP2G-963615-D | MP2G-1203615-D | MP2G-3615-D |
| | 18 | | | MP2G-723618-D | MP2G-843618-D | MP2G-963618-D | MP2G-1203618-D | MP2G-3618-D |
| | 24 | | | MP2G-723624-D | MP2G-843624-D | MP2G-963624-D | MP2G-1203624-D | MP2G-3624-D |
| | 30 | | | MP2G-723630-D | MP2G-843630-D | MP2G-963630-D | MP2G-1203630-D | MP2G-3630-D |
| 48 | 12 | 5 | 440 | MP2G-724812-D | MP2G-844812-D | MP2G-964812-D | MP2G-1204812-D | MP2G-4812-D |
| | 15 | | | MP2G-724815-D | MP2G-844815-D | MP2G-964815-D | MP2G-1204815-D | MP2G-4815-D |
| | 18 | | | MP2G-724818-D | MP2G-844818-D | MP2G-964818-D | MP2G-1204818-D | MP2G-4818-D |
| | 24 | | | MP2G-724824-D | MP2G-844824-D | MP2G-964824-D | MP2G-1204824-D | MP2G-4824-D |
| | 30 | | | MP2G-724830-D | MP2G-844830-D | MP2G-964830-D | MP2G-1204830-D | MP2G-4830-D |
| 60 | 12 | 5 | 250 | MP2G-726012-D | MP2G-846012-D | MP2G-966012-D | MP2G-1206012-D | MP2G-6012-D |
| | 15 | | | MP2G-726015-D | MP2G-846015-D | MP2G-966015-D | MP2G-1206015-D | MP2G-6015-D |
| | 18 | | | MP2G-726018-D | MP2G-846018-D | MP2G-966018-D | MP2G-1206018-D | MP2G-6018-D |

*Load capacity per level, based on Uniformly Distributed Loads (UDL). Overall sizes 1/2" longer.



METAL POINT® 2 mobile with particle board

- Double casters, 2 with breaks, provide maximum stability to the unit.
- Overall height increases 6" due to the casters.
- In stock, ready to ship.

METAL POINT® 2 mobile unit with particle board. 5 shelves.

| H | W" | D" | Lbs.* | Levels | Extra Shelf | |
|-------|----|----|--------------|--------|----------------|-------------|
| | | | | | Stock No. | Stock No. |
| 6 ft. | 36 | 18 | 600/ unit | 5 | MP2G-723618-DR | MP2G-3618-D |
| | | 24 | | | MP2G-723624-DR | MP2G-3624-D |
| | 48 | 18 | | | MP2G-724818-DR | MP2G-4818-D |
| | | 24 | | | MP2G-724824-DR | MP2G-4824-D |
| 7 ft. | 36 | 18 | 600/ unit | 5 | MP2G-843618-DR | MP2G-3618-D |
| | | 24 | | | MP2G-843624-DR | MP2G-3624-D |
| | 48 | 18 | | | MP2G-844818-DR | MP2G-4818-D |
| | | 24 | | | MP2G-844824-DR | MP2G-4824-D |

*Load capacity per level, based on Uniformly Distributed Loads (UDL). Overall sizes 1/2" longer.



METAL POINT® 2 textile mobile.

MP2GE series

| H | W" | D" | Lbs.* | Stock No. |
|-------|----|----|----------|--------------|
| 6 ft. | 36 | 18 | 600/unit | MP2GEMB-6946 |
| | | 24 | | MP2GEMB-6962 |
| | 48 | 18 | 600/unit | MP2GEMB-6146 |
| | | 24 | | MP2GEMB-6162 |
| 7 ft. | 36 | 18 | 600/unit | MP2GEMB-1946 |
| | | 24 | | MP2GEMB-1962 |
| | 48 | 18 | 600/unit | MP2GEMB-1146 |
| | | 24 | | MP2GEMB-1162 |

*Load capacity per level, based on Uniformly Distributed Loads (UDL). Overall sizes 1/2" longer.

METAL POINT® 2 textile mobile

- All the great features of METAL POINT® 2 Textile units plus mobility.
- Double casters, 2 with brakes, provide maximum stability to the unit. Special solid 3 gauge brackets for added rigidity on the base. 600 lbs capacity per unit.
- 14 gauge double rivet beams and 15 gauge posts.
- Customize your unit adding more bar levels or more shelf levels. Each hanging level is supplied with 2 bars, and side beams can accommodate up to 5 bars on the same level.
- In stock, ready to ship.

METAL POINT® 2 textile

- Designed to hang your clothes in your shop, stockroom, or retail display. Customize your unit adding more bar levels or more shelf levels. Each hanging level is supplied with 2 bars, and side beams can accommodate up to 5 bars on the same level.
- 14 gauge double rivet beams and 15 gauge posts.
- Easy, boltless assembly.
- In stock, ready to ship.



METAL POINT® 2 textile unit with particle board.

| H | W" | D" | Lbs.* | MP2GE Series | MP2GC Series | Extra hanger shelves + 2 bars | Extra bars |
|-----------------------------------|----|----|-----------|--------------|--------------|-------------------------------|------------|
| | | | | Stock No. | Stock No. | Stock No. | Stock No. |
| 3 ¹ / ₃ ft. | 36 | 18 | 750/shelf | MP2GE-3946 | MP2GC-3946 | MP2GE-946 | Bar-36 |
| | | 24 | 100/bar | MP2GE-3962 | MP2GC-3962 | MP2GE-962 | |
| | 48 | 18 | 440/shelf | MP2GE-3146 | MP2GC-3962 | MP2GE-146 | Bar-48 |
| | | 24 | 100/bar | MP2GE-3162 | MP2GC-3162 | MP2GE-162 | |
| 6 ft. | 36 | 18 | 750/shelf | MP2GE-6946 | MP2GC-6946 | MP2GE-946 | Bar-36 |
| | | 24 | 100/bar | MP2GE-6962 | MP2GC-6962 | MP2GE-962 | |
| | 48 | 18 | 440/shelf | MP2GE-6146 | MP2GC-6146 | MP2GE-146 | Bar-48 |
| | | 24 | 100/bar | MP2GE-6162 | MP2GC-6162 | MP2GE-162 | |
| 7 ft. | 36 | 18 | 750/shelf | MP2GE-1946 | MP2GC-1946 | MP2GE-946 | Bar-36 |
| | | 24 | 100/bar | MP2GE-1962 | MP2GC-1962 | MP2GE-962 | |
| | 48 | 18 | 440/shelf | MP2GE-1146 | MP2GC-1146 | MP2GE-146 | Bar-48 |
| | | 24 | 100/bar | MP2GE-1162 | MP2GC-1162 | MP2GE-162 | |

*Load capacity per level, based on Uniformly Distributed Loads (UDL). Overall sizes 1/2" longer.



Up to 5 bars on the same level.
Overall height increases 6" due to the casters.

METAL POINT® 2 accessories

Wall mount kit



Specially designed for seismic areas. Each kit contains 2 brackets. 2 kits per unit recommended. Includes hardware. No rust galvanized finish.

| Wall distance | Stock No. |
|---------------|-----------|
| 2" | WM2 |
| 4" | WM4 |

Tie plates



Set of 4 tie plates to join 2 units. Tie plates are very helpful to keep row alignment on large installations.

| | Stock No. |
|-----------|-----------|
| Tie Plate | NTEG |



Step stool not included.

METAL POINT®PLUS record storage *economy kits & super savers*

- Specially designed to maximize the storage capacity of standard legal/letter size boxes and minimize the costs. Economy kits (single deep units, 5" deep) will bring savings while keeping direct access to every box. Super savers (double deep units, 30" deep) will maximize your savings and your storage capacity.
- Units available with or without boxes.
- Easy boltless assembly.
- In stock, ready to ship.

METAL POINT®PLUS record storage economy kits & super savers.

| H | W" | D" | Lbs.* | Boxes | Levels | PRO2 box | Units without boxes | | |
|-------|-------|----|-------|-------|-----------------|-----------------|---------------------|-----------------|----------------|
| | | | | | | Stock No. | Stock No. | | |
| 5 ft. | 60 | 15 | 1230 | 24 | 3 | MP2BD-606015-3D | MP2D-606015-3D | | |
| | | 30 | | 48 | | MP2BD-606030-3D | MP2D-606030-3D | | |
| | 72 | 15 | 1000 | 30 | | MP2BD-607215-3D | MP2D-607215-3D | | |
| | | 30 | | 60 | | MP2BD-607230-3D | MP2D-607230-3D | | |
| | 84 | 15 | 1325 | 36 | | MP2BD-608415-3D | MP2D-608415-3D | | |
| | | 30 | | 72 | | MP2BD-608430-3D | MP2D-608430-3D | | |
| | 96 | 15 | 1100 | 42 | | MP2BD-609615-3D | MP2D-609615-3D | | |
| | | 30 | | 84 | | MP2BD-609630-3D | MP2D-609630-3D | | |
| | 7 ft. | 60 | 15 | 1230 | | 32 | 4 | MP2BD-846015-4D | MP2D-846015-4D |
| | | | 30 | | | 64 | | MP2BD-846030-4D | MP2D-846030-4D |
| | | 72 | 15 | 1000 | | 40 | | MP2BD-847215-4D | MP2D-847215-4D |
| | | | 30 | | | 80 | | MP2BD-847230-4D | MP2D-847230-4D |
| 84 | | 15 | 1325 | 48 | MP2BD-848415-4D | MP2D-848415-4D | | | |
| | | 30 | | 96 | MP2BD-848430-4D | MP2D-848430-4D | | | |
| 96 | | 15 | 1100 | 56 | MP2BD-849615-4D | MP2D-849615-4D | | | |
| | | 30 | | 112 | MP2BD-849630-4D | MP2D-849630-4D | | | |

*Load capacity per level, based on Uniformly Distributed Loads (UDL). Overall sizes 1/2" longer.

METAL POINT®PLUS

record storage *quick access*

- Quick, direct and clear access to every box on the shelving unit.
- 14 gauge steel parts. 5/8" thick M-2 Industrial Grade particle board.
- 200 lb. tested environmentally friendly PRO letter/legal size boxes optional.
- In stock, ready to ship.

As low as
\$356
 Includes 24 boxes
 Price for 5+ units



METAL POINT®PLUS Record Storage Quick Access.

| | | | | | | PRO2 box | Units without boxes |
|----|----|------|-------|-----------------|----------------|-----------------|---------------------|
| H" | W" | D" | Lbs.* | Boxes | Levels | Stock No. | Stock No. |
| 34 | 60 | 15 | 1230 | 12 | 3 | MPPBS-346015-3D | MP2S-346015-3D |
| | | 30 | | 24 | | MPPBS-346030-3D | MP2S-346030-3D |
| | 72 | 15 | 1000 | 15 | | MPPBS-347215-3D | MP2S-347215-3D |
| | | 30 | | 30 | | MPPBS-347230-3D | MP2S-347230-3D |
| | 84 | 15 | 1325 | 18 | | MPPBS-348415-3D | MP2S-348415-3D |
| | | 30 | | 36 | | MPPBS-348430-3D | MP2S-348430-3D |
| 96 | 15 | 1100 | 21 | MPPBS-349615-3D | MP2S-349615-3D | | |
| | 30 | | 42 | MPPBS-349630-3D | MP2S-349630-3D | | |
| 49 | 60 | 15 | 1230 | 16 | 4 | MPPBS-496015-4D | MP2S-496015-4D |
| | | 30 | | 32 | | MPPBS-496030-4D | MP2S-496030-4D |
| | 72 | 15 | 1000 | 20 | | MPPBS-497215-4D | MP2S-497215-4D |
| | | 30 | | 40 | | MPPBS-497230-4D | MP2S-497230-4D |
| | 84 | 15 | 1325 | 24 | | MPPBS-498415-4D | MP2S-498415-4D |
| | | 30 | | 48 | | MPPBS-498430-4D | MP2S-498430-4D |
| 96 | 15 | 1100 | 28 | MPPBS-499615-4D | MP2S-499615-4D | | |
| | 30 | | 56 | MPPBS-499630-4D | MP2S-499630-4D | | |
| 64 | 60 | 15 | 1230 | 20 | 5 | MPPBS-646015-5D | MP2S-646015-5D |
| | | 30 | | 40 | | MPPBS-646030-5D | MP2S-646030-5D |
| | 72 | 15 | 1000 | 25 | | MPPBS-647215-5D | MP2S-647215-5D |
| | | 30 | | 50 | | MPPBS-647230-5D | MP2S-647230-5D |
| | 84 | 15 | 1325 | 30 | | MPPBS-648415-5D | MP2S-648415-5D |
| | | 30 | | 60 | | MPPBS-648430-5D | MP2S-648430-5D |
| 96 | 15 | 1100 | 35 | MPPBS-649615-5D | MP2S-649615-5D | | |
| | 30 | | 70 | MPPBS-649630-5D | MP2S-649630-5D | | |
| 79 | 60 | 15 | 1230 | 24 | 6 | MPPBS-796015-6D | MP2S-796015-6D |
| | | 30 | | 48 | | MPPBS-796030-6D | MP2S-796030-6D |
| | 72 | 15 | 1000 | 30 | | MPPBS-797215-6D | MP2S-797215-6D |
| | | 30 | | 60 | | MPPBS-797230-6D | MP2S-797230-6D |
| | 84 | 15 | 1325 | 36 | | MPPBS-798415-6D | MP2S-798415-6D |
| | | 30 | | 72 | | MPPBS-798430-6D | MP2S-798430-6D |
| 96 | 15 | 1100 | 42 | MPPBS-799615-6D | MP2S-799615-6D | | |
| | 30 | | 84 | MPPBS-799630-6D | MP2S-799630-6D | | |
| 96 | 60 | 15 | 1230 | 28 | 7 | MPPBS-966015-7D | MP2S-966015-7D |
| | | 30 | | 56 | | MPPBS-966030-7D | MP2S-966030-7D |
| | 72 | 15 | 1000 | 35 | | MPPBS-967215-7D | MP2S-967215-7D |
| | | 30 | | 70 | | MPPBS-967230-7D | MP2S-967230-7D |
| | 84 | 15 | 1325 | 42 | | MPPBS-968415-7D | MP2S-968415-7D |
| | | 30 | | 84 | | MPPBS-968430-7D | MP2S-968430-7D |
| 96 | 15 | 1100 | 49 | MPPBS-969615-7D | MP2S-969615-7D | | |
| | 30 | | 98 | MPPBS-969630-7D | MP2S-969630-7D | | |

* Load capacity per level, based on Uniformly Distributed Loads (UDL). Overall sizes 1/2" longer.

Log on to www.interlakemecalux.com
 for additional sizes available

METAL POINT® 2

record storage

quick access

Specially designed for the storage of standard letter/legal size boxes. Choose between:

- Quick Access. These units feature 1 box stacked per level, with quick, direct and clear access to every box on the unit.
- Economy Kits. 2 boxes stacked per level on a single unit (15" deep). These units provide significant savings while keeping direct access to every box.
- Super Savers. 2 boxes stacked per level on a double deep unit (30" deep). These units maximize your savings and your storage capacity.

Units available with or without boxes.

In stock, ready to ship.



Quick Access with PRO 2 boxes.

METAL POINT® 2 record storage economy kits & super savers.

| H" | W" | D" | Lbs.* | Boxes | Levels | PRO2 box | Units without boxes |
|----|----|----|-------|-------|--------|-----------------|---------------------|
| | | | | | | Stock No. | Stock No. |
| 39 | 40 | 15 | 500 | 12 | 4 | M22BS-394015-4D | M22S-394015-4D |
| | | 30 | | 24 | 4 | M22BS-394030-4D | M22S-394030-4D |
| 51 | 40 | 15 | 500 | 15 | 5 | M22BS-514015-5D | M22S-514015-5D |
| | | 30 | | 30 | 5 | M22BS-514030-5D | M22S-514030-5D |
| 63 | 40 | 15 | 500 | 18 | 6 | M22BS-634015-6D | M22S-634015-6D |
| | | 30 | | 36 | 6 | M22BS-634030-6D | M22S-634030-6D |
| 75 | 40 | 15 | 500 | 21 | 7 | M22BS-754015-7D | M22S-754015-7D |
| | | 30 | | 42 | 7 | M22BS-754030-7D | M22S-754030-7D |
| 87 | 40 | 15 | 500 | 24 | 8 | M22BS-874015-8D | M22S-874015-8D |
| | | 30 | | 48 | 8 | M22BS-874030-8D | M22S-874030-8D |

*Load capacity per level, based on Uniformly Distributed Loads (UDL). Overall sizes 1/2" longer.

METAL POINT® 2 file storage with particle board

- With METAL POINT® 2 file storage units you can keep your binders fully organized.
- The distance between levels fits 12" high binders, the most common size.
- Binders not included.
- In stock, ready to ship.

METAL POINT® 2 file storage unit with particle board.

| H" | W" | D" | Lbs.* | Levels | Stock No. |
|----|----|----|-------|--------|----------------|
| 39 | 36 | 12 | 750 | 3 | MP2G-393612-BD |
| | | 24 | | | MP2G-393624-BD |
| | 40 | 12 | 500 | | MP2G-394012-BD |
| | | 24 | | | MP2G-394024-BD |
| | 48 | 12 | 440 | | MP2G-394812-BD |
| | | 24 | | | MP2G-394824-BD |
| 70 | 36 | 12 | 750 | 6 | MP2G-703612-BD |
| | | 24 | | | MP2G-703624-BD |
| | 40 | 12 | 500 | | MP2G-704012-BD |
| | | 24 | | | MP2G-704024-BD |
| | 48 | 12 | 440 | | MP2G-704812-BD |
| | | 24 | | | MP2G-704824-BD |
| 84 | 36 | 12 | 750 | 7 | MP2G-843612-BD |
| | | 24 | | | MP2G-843624-BD |
| | 40 | 12 | 500 | | MP2G-844012-BD |
| | | 24 | | | MP2G-844024-BD |
| | 48 | 12 | 440 | | MP2G-844812-BD |
| | | 24 | | | MP2G-844824-BD |

*Load capacity per level, based on Uniformly Distributed Loads (UDL). Overall sizes 1/2" longer.



As low as
\$83
Price for 5+ units

METAL POINT® 2 record storage economy kits & super savers

- Specially designed to maximize the storage capacity of standard legal/letter size boxes and minimize the costs. Economy kits (single deep units, 5" deep) will bring savings while keeping direct access to every box. Super savers (double deep units, 30" deep) will maximize your savings and your storage capacity.
- Units available with or without boxes.
- In stock, ready to ship.

METAL POINT® 2 record storage economy kits & super savers.

| H" | W" | D" | Lbs.* | PRO2 box | | Units without boxes | |
|----|----|----|-------|----------|--------|---------------------|----------------|
| | | | | Boxes | Levels | Stock No. | Stock No. |
| 51 | 40 | 15 | 500 | 18 | 3 | M22BD-514015-3D | M22D-514015-3D |
| | | 30 | | 36 | | M22BD-514030-3D | M22D-514030-3D |
| 75 | 40 | 15 | 500 | 24 | 4 | M22BD-754015-4D | M22D-754015-4D |
| | | 30 | | 48 | | M22BD-754030-4D | M22D-754015-4D |

*Load capacity per level, based on Uniformly Distributed Loads (UDL). Overall sizes 1/2" longer.



As low as
\$181
Includes 18 boxes
Price for 5+ units

As low as
\$105
Boxes not included
Price for 5+ units

Record Storage

As low as

\$354

As low as

\$156



Additional variations
available online.

Starter units include 4 posts and 4 shelves.
Add-on units include 2 posts and 4 shelves.

Chrome wire shelving

- Chrome wire shelving units are the perfect storage solution for industrial, pharmaceutical, food service and retail markets.
- They increase sprinkler penetration, visibility and ventilation, reducing the cost of insurance. Posts are numbered for easy assembly.
- Up to 800 lbs. per level.
- NSF approved Chrome wire shelving. All welded construction with additional wire trussing for high strength performance.
- Top mat shelf wires run front to back (except 12 x 36 size) for ease of loading and unloading.
- Units offer antimicrobial protection ideally suited for any high humidity, walk in cooler, food grade, or healthcare application where it is vital to minimize the growth of mold, mildew and bacteria.
- Units ship directly from manufacturer, usually in 5-7 business days.

Chrome wire shelving unit. 4 shelves.

| H" | W" | D" | Lbs.* | Levels | Starter unit | Add-on unit | Extra shelf |
|----|----|-----|-------|--------------|--------------|--------------|--------------|
| | | | | | Stock No. | Stock No. | Stock No. |
| 64 | 36 | 18 | 800 | 4 | CHR-643618-S | CHR-643618-A | CHR-3618-E |
| | | 24 | | | CHR-643624-S | CHR-643624-A | CHR-3624-E |
| | 48 | 18 | | | CHR-644818-S | CHR-644818-A | CHR-4818-E |
| | | 24 | | | CHR-644824-S | CHR-644824-A | CHR-4824-E |
| | 60 | 18 | 600 | | CHR-646018-S | CHR-646018-A | CHR-6018-E |
| | | | | | 24 | CHR-646024-S | CHR-646024-A |
| | | 72 | 18 | | CHR-647218-S | CHR-647218-A | CHR-7218-E |
| | | | 24 | | CHR-647224-S | CHR-647224-A | CHR-7224-E |
| 72 | 36 | 800 | 4 | CHR-723618-S | CHR-723618-A | CHR-3618-E | |
| | | | | 24 | CHR-723624-S | CHR-723624-A | CHR-3624-E |
| | 48 | | | 18 | CHR-724818-S | CHR-724818-A | CHR-4818-E |
| | | | | 24 | CHR-724824-S | CHR-724824-A | CHR-4824-E |
| | 60 | 18 | | 600 | CHR-726018-S | CHR-726018-A | CHR-6018-E |
| | | | | | 24 | CHR-726024-S | CHR-726024-A |
| | | 72 | | 18 | CHR-727218-S | CHR-727218-A | CHR-7218-E |
| | | | | 24 | CHR-727224-S | CHR-727224-A | CHR-7224-E |
| 84 | 36 | 800 | 4 | CHR-843618-S | CHR-843618-A | CHR-3618-E | |
| | | | | 24 | CHR-843624-S | CHR-843624-A | CHR-3624-E |
| | 48 | | | 18 | CHR-844818-S | CHR-844818-A | CHR-4818-E |
| | | | | 24 | CHR-844824-S | CHR-844824-A | CHR-4824-E |
| | 60 | 18 | | 600 | CHR-846018-S | CHR-846018-A | CHR-6018-E |
| | | | | | 24 | CHR-846024-S | CHR-846024-A |
| | | 72 | | 18 | CHR-847218-S | CHR-847218-A | CHR-7218-E |
| | | | | 24 | CHR-847224-S | CHR-847224-A | CHR-7224-E |

*Load capacity per level, based on Uniformly Distributed Loads (UDL).


Easy assembly & adjustment



Snap plastic inserts around post.

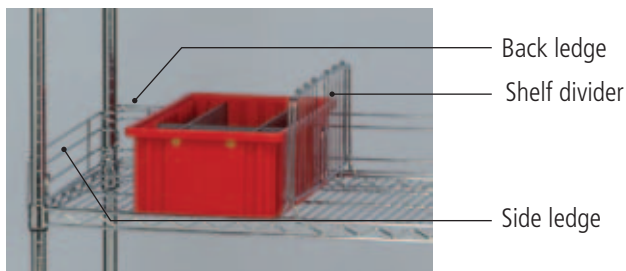


Slide shelf over plastic inserts for secure locking.



Two "S-Hooks" per shelf are required to connect add-on units to start units.

Accessories



| Name | D" | L" | Stock No. |
|----------------|----|----|-----------|
| Shelf dividers | 18 | - | CHRSD-18 |
| Shelf dividers | 24 | - | CHRSD-24 |
| Side ledges | 18 | - | CHRSL-18 |
| Side ledges | 24 | - | CHRSL-24 |
| Back ledges | - | 36 | CHRBL-36 |
| Back ledges | - | 48 | CHRBL-48 |
| Back ledges | - | 60 | CHRBL-60 |
| Back ledges | - | 72 | CHRBL-72 |

Chrome wire shelving units with wire bins

- Chrome wire shelving units are the perfect storage solution for industrial, pharmaceutical, food service and retail markets. They increase sprinkler penetration, visibility and ventilation. Posts are numbered to easy assembly.
- Up to 800 lbs. per level. NSF approved.
- Units ship directly from manufacturer, usually in 5-7 business days.

As low as
\$630

Chrome wire pick rack. Stationary units. No casters.

| H" | W" | D" | Lbs.* | Levels | Stock No. |
|----|----|----|-----------|---------------------|------------|
| 63 | 36 | 18 | 125/bin | 3 bins 2 shelves | WBR-1836-C |
| | | 24 | 800/shelf | | WBR-2436-C |
| | 48 | 18 | 125/bin | | WBR-1848-C |
| | | 24 | 600/shelf | | WBR-2448-C |

*Load capacity per level, based on Uniformly Distributed Loads (UDL).

Chrome wire pick trucks. Mobile units. Casters included.

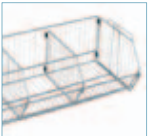
| H" | W" | D" | Lbs.* | Levels | Stock No. |
|----|----|----|-----------|---------------------|------------|
| 69 | 36 | 18 | 125/bin | 3 bins 2 shelves | WBT-1836-C |
| | | 24 | 800/shelf | | WBT-2436-C |
| | 48 | 18 | 125/bin | | WBT-1848-C |
| | | 24 | 600/shelf | | WBT-2448-C |

*Load capacity per level, based on Uniformly Distributed Loads (UDL).



Unit shows optional dividers.
Go mobile with the trucks. Casters included.
Mobile units include donut bumpers and poly casters, 2 of them with brakes.

Chrome pick racks & truck accessories



Wire bins & Dividers

Wire bin dividers

| H" | D" | Stock No. |
|----|----|-----------|
| 9 | 14 | WD149 |
| 9 | 20 | WD209 |
| 12 | 20 | WD2012 |

Wire bins

| H" | W" | D" | Stock No. |
|----|----|----|-----------|
| 9 | 36 | 14 | WB3149 |
| 9 | 46 | 14 | WB4149 |
| 9 | 36 | 20 | WB3209 |
| 9 | 48 | 20 | WB4209 |
| 12 | 36 | 20 | WB32012 |
| 12 | 48 | 20 | WB42012 |



Document holder

Hooks onto wire shelf in any location.
Chrome finish.

| Stock No. |
|-----------|
| DC |



Self inlay mat

Prevent items from falling through the shelves.

| W" | D" | Stock No. |
|----|----|-----------|
| 36 | 18 | CHRSM1836 |
| 48 | | CHRSM1848 |
| 60 | | CHRSM1860 |
| 72 | 24 | CHRSM1872 |
| 36 | | CHRSM2436 |
| 48 | | CHRSM2448 |
| 60 | | CHRSM2460 |
| 72 | | CHRSM2472 |



Utility Basket

Organizes files and manuals. Open mesh design.

| Stock No. |
|-----------|
| UB |



Hang bar

| L" | Stock No. |
|----|-----------|
| 36 | CHRRB36 |
| 48 | CHRRB48 |
| 60 | CHRRB60 |



Collar hook

| Stock No. |
|-----------|
| SSB1C |

Chrome wire shelving carts

- Chrome wire shelving carts include 4 donut bumpers and 4 poly casters (2 with brakes). All welded construction with additional wire trussing for high strength characteristics. Top mat wires run front to back for easy loading and unloading.
- NSF approved. Units can load up to 1,200 lbs.

Chrome wire shelving carts.

| H" | W" | D" | Lbs.* | Levels | Stock No. | | | | |
|----|----|-----------|-----------|-----------|--------------|--------------|--------------|--------------|--------------|
| 38 | 36 | 18 | 1200/unit | 2 | CWC-393618-2 | | | | |
| | | 24 | | | CWC-393624-2 | | | | |
| | 48 | 18 | | | CWC-394818-2 | | | | |
| | | 24 | | | CWC-394824-2 | | | | |
| | 36 | 18 | | 1200/unit | 3 | CWC-393618-3 | | | |
| | | | | | | 24 | CWC-393624-3 | | |
| | | 48 | | | | 18 | CWC-394818-3 | | |
| | | | | | | 24 | CWC-394824-3 | | |
| 69 | 36 | 1200/unit | 4 | | CWC-693618-4 | | | | |
| | | | | | 24 | CWC-693624-4 | | | |
| | 48 | | | | 18 | CWC-694818-4 | | | |
| | | | | | 24 | CWC-694824-4 | | | |
| | 60 | | 18 | 1200/unit | 4 | CWC-696018-4 | | | |
| | | | | | | 24 | CWC-696024-4 | | |
| | | | 48 | | | 18 | 1200/unit | 4 | CWC-803618-4 |
| | | | | | | | | | 24 |
| 60 | 18 | 1200/unit | 4 | | CWC-804818-4 | | | | |
| | | | | | 24 | CWC-804824-4 | | | |
| 60 | 18 | | | | 1200/unit | 4 | | CWC-806018-4 | |
| | | | | | | | | 24 | CWC-806024-4 |

*Load capacity per level, based on Uniformly Distributed Loads (UDL).




As low as
\$384
Price for 5+ units

Unit shows optional rods & tabs.
Unit height, H" includes 6" from the casters.

Chrome Wire Shelving

Chrome wire shelving cart accessories



Rods & tabs

| H" | Stock No. |
|----|-----------|
| 61 | CHRR61 |
| 72 | CHRR72 |
| 84 | CHRR84 |




Rubber or Polyurethane Caster

| | H" | Stock No. |
|--------------|----|-----------|
| Rubber | 6 | RCXS-1 |
| Polyurethane | | RCXS-1 |



Donut bumper

| W" | Stock No. |
|----|-----------|
| 3 | CHRB4P |



As low as
\$576
Includes bins
Price for 5+ units

METAL POINT® 2 plastic stackable bin kits

- U.S. manufactured plastic stackable bins made from heavy duty, virgin, high density FDA approved polypropylene. Waterproof, will not rust, corrode or be affected by weak acids and alkalis.
- AB-type bins available in blue, red, grey.
- Shelving units & blue bins in stock, ready to ship. Other bin colors ship directly from manufacturer in 5-7 business days. Additional fees may apply to multiple color units.


METAL POINT® 2 plastic bin kits with particle board.

| H" | W" | D" | Lbs.* | Bin qty. | Bin type | Shelves | Stock No. |
|----|----|----|-------|----------|--------------|---------|-----------|
| 63 | 36 | 15 | 500 | 16 | AB-250 | 5 | MP2G-BK-1 |
| | 36 | 15 | | 32 | AB-240 | | MP2G-BK-2 |
| | 36 | 12 | | 32 | AB-239 | | MP2G-BK-3 |
| | 36 | 15 | | 32 | AB-Various** | | MP2G-BK-4 |
| | 40 | 15 | | 8 | AQ-270 | | MP2G-BK-5 |
| | 36 | 18 | | 12 | AQ-260 | | MP2G-BK-6 |
| | 36 | 18 | | 8 | AQ-280 | | MP2G-BK-7 |

*Load capacity per level, based on Uniformly Distributed Loads (UDL). Overall sizes 1/2" longer.
**Bins included in the kit are 12xAB-230, 8xAB-240, & 4xAB-250.

Accessories


Plastic stackable bins



AB-type available in red, yellow, blue, black, ivory & green.
AQ-type available in red, blue, and grey.
Blue AB-220-230-235-239-240-250-255 & AQ-270 in stock, ready to ship.

Please select bin color. If not selected, we will send blue.

| Stackable bins | | | | | Dividers. | |
|--------------------|-------------------|-------------------|-----------------|-----------|-----------------------------|--|
| H" | W" | D" | Bins per carton | Stock No. | Stock No. | |
| 3 | 4 ^{1/8} | 5 ^{3/8} | 24 | AB-210 | AD-210 | |
| 3 | 4 ^{1/8} | 7 ^{3/8} | 24 | AB-220 | AD-220 | |
| 5 | 5 ^{1/2} | 10 ^{7/8} | 12 | AB-230 | AD-230 | |
| 5 | 11 | 10 ^{7/8} | 6 | AB-235 | AD-235 | |
| 7 | 8 ^{1/4} | 10 ^{3/4} | 6 | AB-239 | AD-239 | |
| 7 | 8 ^{1/4} | 14 ^{3/4} | 12 | AB-240 | AD-240 | |
| 7 | 16 ^{1/2} | 14 ^{3/4} | 6 | AB-250 | AD-250 | |
| 5 | 16 ^{1/2} | 10 ^{7/8} | 6 | AB-255 | AD-255 | |
| 9 | 8 ^{1/8} | 18 | 6 | AB-265 | AD-265 | |
| 11 | 16 ^{1/2} | 18 | 3 | AB-270 | AD-270 | |
| 12 ^{1/2} | 10 ^{7/8} | 17 ^{1/2} | 4 | AQ-260 | 6 dividers per carton | |
| 12 ^{7/16} | 19 ^{7/8} | 15 ^{1/4} | 3 | AQ-270 | | |
| 12 ^{1/2} | 16 ^{1/2} | 17 ^{1/2} | 2 | AQ-280 | | |



Shelving unit specs. available on page 9

METAL POINT® 2 plastic shelf bin kits

- U.S. manufactured plastic shelf bins from FDA approved polypropylene. They feature reinforced edges for added strength. Waterproof, impervious to most chemicals and unaffected by grease or oil.
- Bins available in red, yellow, blue, black, ivory & green.
- Shelving units in stock, ready to ship. Plastic shelf bins ship directly from the manufacturer, usually in 5-7 business days.

METAL POINT® 2 plastic bin kits with particle board. Units include bins.

| H" | W" | D" | Lbs.* | Bin qty. | Bin type | Shelves | Stock No. |
|----|----|----|-------|----------|----------|---------|-----------|
| 63 | 36 | 12 | 750 | 120 | SB-110 | 11 | MP2G-PK-2 |
| | | | | 80 | SB-120 | | MP2G-PK-4 |
| | | | | 50 | SB-130 | | MP2G-PK-6 |
| | | | | 40 | SB-150 | | MP2G-PK-8 |

*Load capacity per level, based on Uniformly Distributed Loads (UDL). Overall sizes 1/2" longer.

Accessories

Plastic shelf bins



Available in red, yellow, blue, black, ivory and green.
Bin cups in yellow and blue only.
Dividers available in black only.
Plastic shelf bins ship directly from manufacturer, usually in 3-5 business days.

Shelf bin cups

| | | | | |
|---|-------------------------------|-------------------------------|----|---------|
| 3 | 1 ³ / ₄ | 3 ¹ / ₄ | 48 | SBC-111 |
| 3 | 2 ³ / ₄ | 5 ¹ / ₈ | 48 | SBC-111 |

Please select bin color. If not selected, we will send blue.

| H" | W" | D" | Bins per carton | Stock No. | Stock No. |
|------------|--------------------------------|--------------------------------|-----------------|-----------|--------------------------|
| Shelf Bins | | | | | Dividers. 50 per carton. |
| 4 | 2 ³ / ₄ | 11 ⁵ / ₈ | 36 | SB-110 | |
| 4 | 4 ¹ / ₈ | 11 ⁵ / ₈ | 36 | SB-120 | SD-120 |
| 4 | 6 ⁵ / ₈ | 11 ⁵ / ₈ | 30 | SB-130 | SD-130 |
| 4 | 8 ³ / ₈ | 11 ⁵ / ₈ | 20 | SB-150 | SD-150 |
| 4 | 11 ¹ / ₈ | 11 ⁵ / ₈ | 8 | SB-170 | SD-170 |
| 4 | 4 ¹ / ₈ | 17 ⁷ / ₈ | 20 | SB-128 | SD-120 |
| 4 | 6 ⁵ / ₈ | 17 ⁷ / ₈ | 20 | SB-138 | SD-130 |
| 4 | 8 ³ / ₈ | 17 ⁷ / ₈ | 10 | SB-158 | SD-150 |
| 4 | 11 ¹ / ₈ | 17 ⁷ / ₈ | 8 | SB-178 | SD-170 |
| 4 | 4 ¹ / ₈ | 23 ⁵ / ₈ | 16 | SB-124 | SD-120 |
| 4 | 6 ⁵ / ₈ | 23 ⁵ / ₈ | 8 | SB-134 | SD-130 |
| 4 | 8 ³ / ₈ | 23 ⁵ / ₈ | 6 | SB-154 | SD-150 |
| 4 | 11 ¹ / ₈ | 23 ⁵ / ₈ | 6 | SB-174 | SD-170 |



Tool bin & accessories not included.



Additional half drawers shown.

METAL POINT®PLUS tool benches with particle board

- Heavy duty tool benches to support the heaviest applications, up to 1,000 lbs of loading capacity.
- 14 gauge steel parts, 5/8" thick M-2 industrial grade particle board.
- Customize your unit adding additional easy sliding drawers, steel rails to support bins or tool kits.
- 1 drawer included with every tool bench. Drawers hold up to 40 lbs of weight.
- Prepunched metal back panel for added durability.

METAL POINT®PLUS tool bench with particle board. 1 drawer.

| H ₁ " | H ₂ " | W" | D" | Lbs.* | Stock No. | Extra drawer | |
|---------------------------------|------------------|----|----|-------|-----------|--------------|--------------|
| | | | | | | | Stock No. |
| Large drawer without back panel | - | 36 | 60 | 24 | 1000 | NWBF-6024-S | Large drawer |
| | | | | | | | NTBFX-1 |
| Large drawer with back panel | 60 | 36 | 60 | 24 | 1000 | NTBF-6024-S | Large drawer |
| | | | | | | | NTBFX-1 |
| Half drawer with back panel | 60 | 36 | 60 | 24 | 1000 | NTBH-6024-S | Half drawer |
| | | | | | | | NTBHX-1 |

Half Drawer Dimensions: 26" x 17". Large Drawer Dimensions: 55" x 17". Tool kit and tools not included.
*Load capacity per level, based on Uniformly Distributed Loads (UDL).



Unit with casters, maximum loading capacity of 650 lbs. in total.

METAL POINT®PLUS workbenches with particle board

- 14 gauge steel parts. 5/8" thick M-2 industrial grade particle board.
- Thanks to the fast and easy installation, you can now create working areas where needed. Add casters to get your workbenches anywhere. Available in a wide range of widths and depths.
- Easy boltless assembly.
- In stock, ready to ship.

METAL POINT®PLUS workbenches with particle board.

Units without casters Units with casters

| H" | W" | D" | Lbs.* | Stock No. | Stock No. |
|----|----|------------|-------------|------------|-------------|
| 36 | 48 | 18 | 650 | NWB-4818-D | NWBT-4818-D |
| | | 24 | | NWB-4824-D | NWBT-4824-D |
| | | 30 | | NWB-4830-D | NWBT-4830-D |
| | | 36 | | NWB-4836-D | NWBT-4836-D |
| | 60 | 18 | | NWB-6018-D | NWBT-6018-D |
| | | 24 | | NWB-6024-D | NWBT-6024-D |
| | | 30 | | NWB-6030-D | NWBT-6030-D |
| | | 36 | | NWB-6036-D | NWBT-6036-D |
| | 72 | 18 | | NWB-7218-D | NWBT-7218-D |
| | | 24 | | NWB-7224-D | NWBT-7224-D |
| | | 30 | | NWB-7230-D | NWBT-7230-D |
| | | 36 | | NWB-7236-D | NWBT-7236-D |
| 84 | 18 | NWB-8418-D | NWBT-8418-D | | |
| | 24 | NWB-8424-D | NWBT-8424-D | | |
| | 30 | NWB-8430-D | NWBT-8430-D | | |
| | 36 | NWB-8436-D | NWBT-8436-D | | |
| 96 | 18 | NWB-9618-D | NWBT-9618-D | | |
| | 24 | NWB-9624-D | NWBT-9624-D | | |
| | 30 | NWB-9630-D | NWBT-9630-D | | |
| | 36 | NWB-9636-D | NWBT-9636-D | | |

*Load capacity per level, based on Uniformly Distributed Loads (UDL). Overall sizes 1/2" longer.

METAL POINT®PLUS t-bar workbenches with particle board.

| H" | W" | D" | Lbs.* | Stock No. |
|----|----|----|-------|-------------|
| 36 | 48 | 24 | 650 | NTWB-4824-D |
| | | 30 | | NTWB-4830-D |
| | | 36 | | NTWB-4836-D |
| | 60 | 24 | | NTWB-6024-D |
| | | 30 | | NTWB-6030-D |
| | | 36 | | NTWB-6036-D |

*Load capacity per level, based on Uniformly Distributed Loads (UDL). Overall sizes 1/2" longer.



METAL POINT®PLUS Workstation

- Convenient heavy duty boltless-easy-to-assemble workstations. Customize your unit adding more full or half shelves to the unit.
- 14 gauge steel parts. 5/8" thick M-2 industrial grade particle board. Laminate boards also available. Double rivet beams on every level for added rigidity. Up to 1,000 lbs per full shelf.
- Workstations include 2 full shelves and 2 half shelves.

METAL POINT®PLUS Workstation.

| W" | D1" | D2" | Lbs.* | H1" | Height: 5 ft. | | Height: 6 ¹ / ₂ ft. | | Extra Full Shelf |
|----|-----|-----|-----------------------|-----|----------------|-----|---|------------|------------------|
| | | | | | Stock No. | H1" | Stock No. | Stock No. | |
| 48 | 24 | 12 | 1000/full 200/half | 36 | NWS-604824/12D | 39 | NWS-784824/12D | NMP-4824-D | |
| | 30 | 12 | | | NWS-604830/12D | | NWS-784830/12D | NMP-4830-D | |
| | 30 | 18 | | | NWS-604830/18D | | NWS-784830/18D | NMP-4830-D | |
| | 36 | 12 | | | NWS-604836/12D | | NWS-784836/12D | NMP-4836-D | |
| | 36 | 18 | | | NWS-604836/18D | | NWS-784836/18D | NMP-4836-D | |
| 60 | 24 | 12 | 1000/full 200/half | 39 | NWS-606024/12D | 39 | NWS-786024/12D | NMP-6024-D | |
| | 30 | 12 | | | NWS-606030/12D | | NWS-786030/12D | NMP-6030-D | |
| | 30 | 18 | | | NWS-606030/18D | | NWS-786030/18D | NMP-6030-D | |
| | 36 | 12 | | | NWS-606036/12D | | NWS-786036/12D | NMP-6036-D | |
| | 36 | 18 | | | NWS-606036/18D | | NWS-786036/18D | NMP-6036-D | |

*Load capacity per level, based on Uniformly Distributed Loads (UDL). Overall sizes 1/2" longer.
D1: Full shelf depth. D2: Half shelf depth. H1: Work shelf height.



METAL POINT®PLUS T-Bar Workstation

- Convenient heavy duty boltless-easy-to-assemble workstations. Customize your unit adding more full or half shelves to the unit.
- 14 gauge steel parts. 5/8" thick M-2 industrial grade particle board. Laminate boards also available. Double rivet beams on every level for added rigidity. Up to 1,000 lbs per full shelf.

METAL POINT®PLUS T-Bar Workstation.

| W" | D1" | D2" | Lbs.* | H1" | Height: 5 ft. | | Height: 6 ¹ / ₂ ft. | | Extra Full Shelf |
|----|-----|-----|-----------------------|-----|-----------------|-----|---|------------|------------------|
| | | | | | Stock No. | H1" | Stock No. | Stock No. | |
| 48 | 24 | 12 | 1000/full 200/half | 36 | NTWS-604824/12D | 39 | NWS-784824/12D | NMP-4812-D | |
| | 30 | 12 | | | NTWS-604830/12D | | NWS-784830/12D | NMP-4812-D | |
| | 30 | 18 | | | NTWS-604830/18D | | NWS-784830/18D | NMP-4818-D | |
| | 36 | 12 | | | NTWS-604836/12D | | NWS-784836/12D | NMP-4812-D | |
| | 36 | 18 | | | NTWS-604836/18D | | NWS-784836/18D | NMP-4818-D | |
| 60 | 24 | 12 | 1000/full 200/half | 36 | NTWS-606024/12D | 39 | NWS-786024/12D | NMP-6012-D | |
| | 30 | 12 | | | NTWS-606030/12D | | NWS-786030/12D | NMP-6012-D | |
| | 30 | 18 | | | NTWS-606030/18D | | NWS-786030/18D | NMP-6018-D | |
| | 36 | 12 | | | NTWS-606036/12D | | NWS-786036/12D | NMP-6012-D | |
| | 36 | 18 | | | NTWS-606036/18D | | NWS-786036/18D | NMP-6018-D | |

*Load capacity per level, based on Uniformly Distributed Loads (UDL). Overall sizes 1/2" longer.
D1: Full shelf depth. D2: Half shelf depth. H1: Work shelf height.

METAL POINT®PLUS Tire Racks

- Store up to 48 tires on a very small space. It can be used as a retail display in your retail shop. One of the automotive dealers favorites.
- 14 gauge steel parts. Double rivet beams on every level for added rigidity.
- Easy, boltless assembly.
- In stock, ready to ship.



METAL POINT®PLUS tire racks.

| H | W" | D" | Levels | Lbs.** | Tire capacity* | Stock No. |
|-------|----|----|--------|--------|----------------|------------|
| 7 ft. | 60 | 12 | 3 | 600 | 24 | NTR-846012 |
| | 72 | | | | 30 | NTR-847212 |
| | 84 | | | | 36 | NTR-848412 |
| 8 ft. | 60 | 12 | 4 | 600 | 32 | NTR-966012 |
| | 72 | | | | 40 | NTR-967212 |
| | 84 | | | | 48 | NTR-968412 |

*Tire capacity based on regular tires 20" High x 7" Wide. Overall sizes 1/2" longer.

**Load capacity per level, based on Uniformly Distributed Loads (UDL).

METAL POINT® 2 Tire Racks

- The most economic way to store your tires!
- Up to 18 tires on 1 single rack.
- 14 gauge double rivet beams and 15 gauge posts.
- Easy, boltless assembly.
- In stock, ready to ship.

METAL POINT® 2 tire racks.

| H | W" | D" | Levels | Lbs.** | Tire capacity | Stock No. |
|-------|----|----|--------|--------|---------------|--------------|
| 7 ft. | 36 | 12 | 3 | 325 | 12 | NTR2G-843612 |
| | 48 | | | 225 | 18 | NTR2G-844812 |

*Tire capacity based on regular tires 20" High x 7" Wide. Overall sizes 1/2" longer.

**Load capacity per level, based on Uniformly Distributed Loads (UDL).





Free plates



Please specify number series.

1 free number plate per door

Premium Lockers

- Premium lockers available in five popular colors: grey, parchment, maroon, marine blue or green mist.
- Standard 16 gauge locker doors with louvered vents. 24 gauge solid body components painted parchment inside and out (except grey lockers, which are grey throughout).
- Locking mechanism accommodates padlocks or built-in locks. Single, double and triple tiers are standard with stainless steel recessed, handless and gravity lift-type latching. Box doors are standard with single-point finger pull handles.
- Single tier lockers include an inside hat shelf. Legs are 6" high. Front & side base plates available.
- One free number plate per door is included.
- Units ship directly from manufacturer, usually in 5-7 business days.

| Opening | | | Overall | | | Doors | Unassembled Stock No. | Assembled Stock No. |
|---------|----|----|---------|----|----|-------|--------------------------|------------------------|
| H" | W" | D" | H" | W" | D" | | | |
| 12 | 12 | 12 | 78 | 78 | 12 | 16 | 755076 | 755076-A |
| | | | 12 | 48 | | 4 | 755004 | 755004-A |

Accessories

Top hat

| D" | Stock No. |
|----|-----------|
| 12 | 7505901 |
| 15 | 7505902 |
| 18 | 7505903 |

Side Base

| H" | D" | Stock No. |
|----|----|-----------|
| 6 | 12 | 7502613 |
| | 15 | 7502614 |
| | 18 | 7502615 |

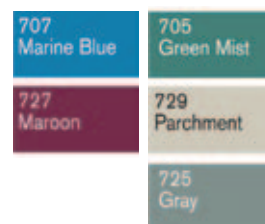
Side panel

| D" | Stock No. |
|----|-----------|
| 12 | 7505912 |
| 15 | 7505915 |
| 18 | 7505918 |

Front Base

| H" | D" | Stock No. |
|----|----|-----------|
| 6 | 12 | 7505002 |

Front Colors



Body Colors



Special colors require additional lead time.

Premium Lockers

Single column units.

| | Opening | | | Overall | | | Doors | Unassembled Stock No. | Assembled Stock No. |
|-------------|---------|----|----|---------|----|----|--------|--------------------------|------------------------|
| | H" | W" | D" | H" | W" | D" | | | |
| Single tier | 72 | 12 | 12 | 78 | 12 | 1 | 755006 | 755006-A | |
| | | | 15 | | | | 755008 | 755008-A | |
| | | | 18 | | | | 755010 | 755010-A | |
| Double tier | 36 | 12 | 12 | 78 | 12 | 2 | 755018 | 755018-A | |
| | | | 15 | | | | 755020 | 755020-A | |
| | | | 18 | | | | 755022 | 755022-A | |
| Triple tier | 24 | 12 | 12 | 78 | 12 | 3 | 755028 | 755028-A | |
| | | | 15 | | | | 755030 | 755030-A | |
| | | | 18 | | | | 755032 | 755032-A | |
| Six tier | 12 | 12 | 12 | 78 | 12 | 6 | 755038 | 755038-A | |
| | | | 15 | | | | 755040 | 755040-A | |
| | | | 18 | | | | 755042 | 755042-A | |



As low as
\$362
Price for 3+ units

Triple column units.

| | Opening | | | Overall | | | Doors | Unassembled Stock No. | Assembled Stock No. |
|-------------|---------|----|----|---------|----|----|--------|--------------------------|------------------------|
| | H" | W" | D" | H" | W" | D" | | | |
| Single tier | 72 | 12 | 12 | 78 | 36 | 3 | 755007 | 755007-A | |
| | | | 15 | | | | 755009 | 755009-A | |
| | | | 18 | | | | 755011 | 755011-A | |
| Double tier | 36 | 12 | 12 | 78 | 36 | 6 | 755019 | 755019-A | |
| | | | 15 | | | | 755021 | 755021-A | |
| | | | 18 | | | | 755023 | 755023-A | |
| Triple tier | 24 | 12 | 12 | 78 | 36 | 9 | 755029 | 755029-A | |
| | | | 15 | | | | 755031 | 755031-A | |
| | | | 18 | | | | 755033 | 755033-A | |
| Six tier | 12 | 12 | 12 | 78 | 36 | 18 | 755039 | 755039-A | |
| | | | 15 | | | | 755041 | 755041-A | |
| | | | 18 | | | | 755043 | 755043-A | |



As low as
\$998
Price for 3+ units

Free plates



Please specify number series.

1 free number plate per door



As low as
\$918
 Unassembled.
 Price for 3+ units



Includes door stiffener.

Storage Cabinets

- Storage cabinets give maximum protection to tools, dies, delicate instruments, personal belongings or important documents.
- 20 gauge steel components. All metal parts are precision engineered. Positive 3-point locking (top, center and bottom) and theft resistant hinges for added security.
- Shelves adjustable every 2", hold up to 300 lbs. per shelf.
- Designed to meet government requirements.
- Parchment color available.
- Units ship directly from manufacturer, usually in 3-5 business days.

Storage cabinets.

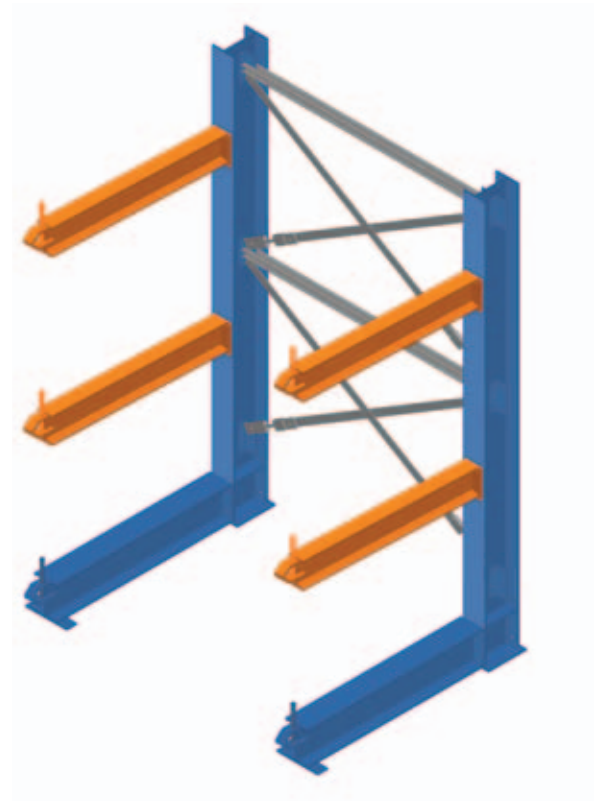
| H | W" | D" | Stock No. | Stock No. |
|----------------------|----|----|-----------|-----------|
| Storage cabinets | | | | |
| 6 1/2 ft. | 36 | 18 | 76218 | 76218-A |
| | | 24 | 76224 | 76224-A |
| Wardrobe cabinets | | | | |
| 6 1/2 ft. | 36 | 18 | 76318 | 76318-A |
| | | 24 | 76324 | 76324-A |
| Combination cabinets | | | | |
| 6 1/2 ft. | 36 | 18 | 76418 | 76418-A |
| | | 24 | 76424 | 76424-A |

*Load capacity per level, based on Uniformly Distributed Loads (UDL).

Conversion kits.

| W" | D" | Stock No. |
|------------------------------------|----|-----------|
| Storage cabinet conversion kit | | |
| 36 | 18 | 76218CK |
| | 24 | 76224CK |
| Wardrobe cabinet conversion kit | | |
| 36 | 18 | 76318CK |
| | 24 | |
| Combination cabinet conversion kit | | |
| 36 | 18 | 76418CK |
| | 24 | 76424CK |

*Load capacity per level, based on Uniformly Distributed Loads (UDL).



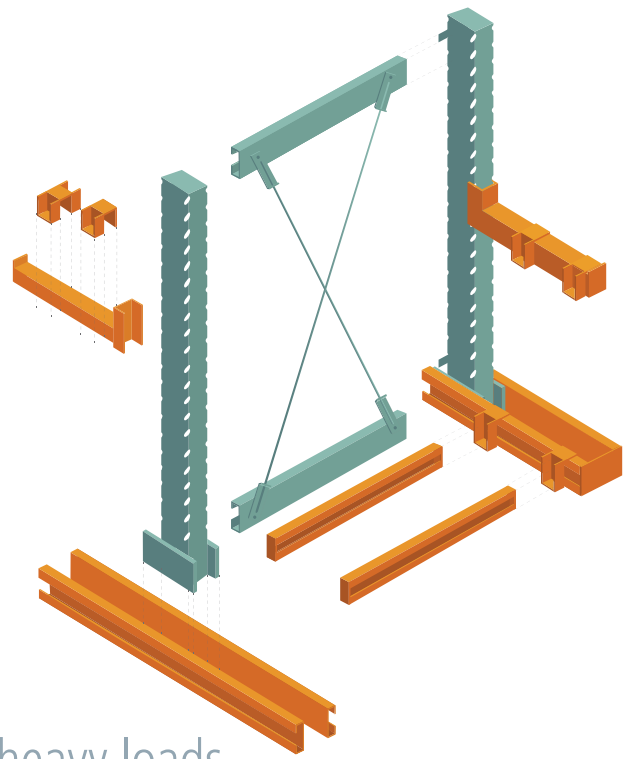
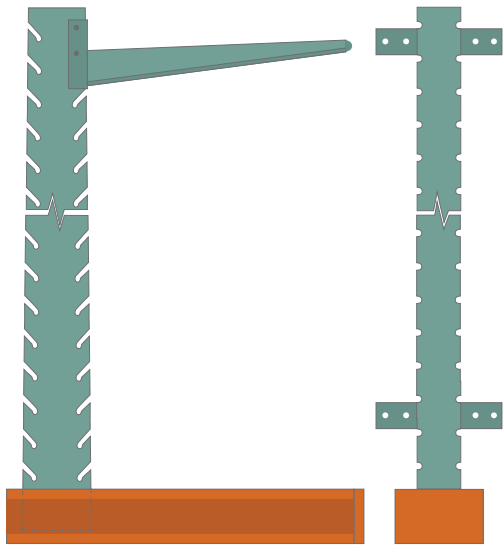
Structural Cantilever for light loads

- Unobstructed wide span cantilever racks are the perfect solution for storing long loads like bars, pipes, lumber, etc.
- 2" adjustable arms. High quality baked enamel finish, for either indoor or covered outdoor use.
- The units include all necessary hardware to build the rack.
- Start units include 2 bases, 2 columns, 1 brace set and 6 arms for the wall units and 6 for the aisle units.
- In stock, ready to ship in 5-6 weeks.

Light Duty Structural Cantilever.

| H" | Arm L" | Levels | Lbs.* | Spacing W" | Wall Starter Unit | Wall Add On Unit | Aisle Starter Unit | Aisle Add On Unit |
|-----|--------|--------|-------|------------|-------------------|------------------|--------------------|-------------------|
| 120 | 24 | 3 | 500 | 48 | CS-1202448-L | CSA-1202448-L | CSI-1202448-L | CSIA-1202448-L |
| | 36 | | | | CS-1203648-L | CSA-1203648-L | CSI-1203648-L | CSIA-1203648-L |
| | 42 | | | | CS-1204248-L | CSA-1204248-L | CSI-1204248-L | CSIA-1204248-L |
| 144 | 24 | 3 | 500 | 48 | CS-1442448-L | CSA-1442448-L | CSI-1442448-L | CSIA-1442448-L |
| | 36 | | | | CS-1443648-L | CSA-1443648-L | CSI-1443648-L | CSIA-1443648-L |
| | 42 | | | | CS-1444248-L | CSA-1444248-L | CSI-1444248-L | CSIA-1444248-L |
| 168 | 24 | 3 | 500 | 48 | CS-1682448-L | CSA-1682448-L | CSI-1682448-L | CSIA-1682448-L |
| | 36 | | | | CS-1683648-L | CSA-1683648-L | CSI-1683648-L | CSIA-1683648-L |
| | 42 | | | | CS-1684248-L | CSA-1684248-L | CSI-1684248-L | CSIA-1684248-L |

*Load capacity per pair of arm, based on Uniformly Distributed Loads (UDL).



Roll-Formed Cantilever for medium & heavy loads

Medium Duty Roll Formed Cantilever.

| H" | Arm L" | Levels | Lbs.* | Spacing W" | Wall Starter Unit | Wall Add On Unit | Aisle Starter Unit | Aisle Add On Unit |
|-----|--------|--------|---------------|----------------|-------------------|------------------|--------------------|-------------------|
| 144 | 36 | 3 | 1000 | 48 | CS-1443648-M | CSA-1443648-M | CSI-1443648-M | CSIA-1443648-M |
| | 42 | | | | CS-1444248-M | CSA-1444248-M | CSI-1444248-M | CSIA-1444248-M |
| | 48 | | | | CS-1444848-M | CSA-1444848-M | CSI-1444848-M | CSIA-1444848-M |
| 168 | 36 | 3 | | | CS-1683648-M | CSA-1683648-M | CSI-1683648-M | CSIA-1683648-M |
| | 42 | | | | CS-1684248-M | CSA-1684248-M | CSI-1684248-M | CSIA-1684248-M |
| | 48 | | | | CS-1684848-M | CSA-1684848-M | CSI-1684848-M | CSIA-1684848-M |
| 240 | 36 | 4 | | | CS-2403648-M | CSA-2403648-M | CSI-2403648-M | CSIA-2403648-M |
| | 42 | | | | CS-2404248-M | CSA-2404248-M | CSI-2404248-M | CSIA-2404248-M |
| | 48 | | | | CS-2404848-M | CSA-2404848-M | CSI-2404848-M | CSIA-2404848-M |
| 240 | 36 | 5 | CS-2403648-5M | CSA-2403648-5M | CSI-2403648-5M | CSIA-2403648-5M | | |
| | 42 | | CS-2404248-5M | CSA-2404248-5M | CSI-2404248-5M | CSIA-2404248-5M | | |
| | 48 | | CS-2404848-5M | CSA-2404848-5M | CSI-2404848-5M | CSIA-2404848-5M | | |

*Load capacity per pair of arm, based on Uniformly Distributed Loads (UDL).

Heavy Duty Roll Formed Cantilever.

| H" | Arm L" | Levels | Lbs.* | Spacing W" | Wall Starter Unit | Wall Add On Unit | Aisle Starter Unit | Aisle Add On Unit |
|-----|--------|--------|---------------|----------------|-------------------|------------------|--------------------|-------------------|
| 144 | 36 | 3 | 2000 | 48 | CS-1443648-H | CSA-1443648-H | CSI-1443648-H | CSIA-1443648-H |
| | 42 | | | | CS-1444248-H | CSA-1444248-H | CSI-1444248-H | CSIA-1444248-H |
| | 48 | | | | CS-1444848-H | CSA-1444848-H | CSI-1444848-H | CSIA-1444848-H |
| 168 | 36 | 3 | | | CS-1683648-H | CSA-1683648-H | CSI-1683648-H | CSIA-1683648-H |
| | 42 | | | | CS-1684248-H | CSA-1684248-H | CSI-1684248-H | CSIA-1684248-H |
| | 48 | | | | CS-1684848-H | CSA-1684848-H | CSI-1684848-H | CSIA-1684848-H |
| 240 | 36 | 4 | | | CS-2403648-H | CSA-2403648-H | CSI-2403648-H | CSIA-2403648-H |
| | 42 | | | | CS-2404248-H | CSA-2404248-H | CSI-2404248-H | CSIA-2404248-H |
| | 48 | | | | CS-2404848-H | CSA-2404848-H | CSI-2404848-H | CSIA-2404848-H |
| 240 | 36 | 5 | CS-2403648-5H | CSA-2403648-5H | CSI-2403648-5H | CSIA-2403648-5H | | |
| | 42 | | CS-2404248-5H | CSA-2404248-5H | CSI-2404248-5H | CSIA-2404248-5H | | |
| | 48 | | CS-2404848-5H | CSA-2404848-5H | CSI-2404848-5H | CSIA-2404848-5H | | |

*Load capacity per pair of arm, based on Uniformly Distributed Loads (UDL).



Also available in green

Design your own pallet rack unit

- This U.S. manufactured pallet rack is the best storage solution for warehouses where it is necessary to keep a wide variety of products, thanks to the direct access to every pallet location. Universal tear drop frames, cold roll-formed using 55.00 psi minimum yield strength. Adjustable beams every 2".
- Designed to meet all Racking Manufacturers Institute Standards (RMI). Also available for seismic areas.
- To design a Starter bay, pick 2 frames and at least 2 beam levels. To design an Add-on bay, pick 1 frame and at least 2 beam pairs. You can add wire decking shelves if required.
- Pallet rack components ship directly from the manufacturer, usually in 7-10 business days. 6 shipping locations nationwide.



Assembled frames

| H | D" | Stock No. |
|--------|----|-----------|
| 8 ft. | 42 | MRF-842 |
| 10 ft. | | MRF-1042 |
| 12 ft. | | MRF-1242 |
| 14 ft. | | MRF-1442 |
| 16 ft. | | MRF-1642 |
| 20 ft. | | MRF-2042 |

*Load capacity per frame, based on Uniformly Distributed Loads (UDL). Beam spacing is from floor to top of beam or from top of beam to top of beam. Use largest dimension. Applicable for non-seismic use only.



Beam pairs

| W" | Lbs.* | Stock No. |
|-----|-------|------------|
| 96 | 5050 | MRBL-4096 |
| 108 | 5300 | MRBL-42108 |
| 120 | 4300 | MRBL-42120 |
| 144 | 4550 | MRBL-50144 |


*Load capacity per pair of beams, based on Uniformly Distributed Loads (UDL). Applicable for non-seismic use only.

Accessories

Column protector



| H" | Stock No. |
|----|-----------|
| 16 | MRC-80 |



Wire shelf

| W" | D" | Lbs.* | Stock No. |
|-----|----|-------|-----------|
| 96 | 42 | 2500 | MRW-4296 |
| 108 | 42 | 2500 | MRW-42108 |
| 120 | 42 | 2500 | MRW-42120 |
| 144 | 42 | 2500 | MRW-42144 |

*Load capacity per piece, based on Uniformly Distributed Loads (UDL). Applicable for non-seismic use only.



Assembled frames loading capacity*

| Beam spacing | Lbs.* |
|--------------|-------|
| 42" | 20930 |
| 48" | 19980 |
| 54" | 18710 |
| 60" | 17290 |
| 66" | 15730 |
| 72" | 14010 |
| 78" | 12150 |
| 84" | 10480 |



Shown with steel shelving.
Units also available without decking.



As low as
\$205
Price for 5+ units

As low as
\$246
Price for 5+ units

Wide Span

- Designed for storage areas in which goods are handled manually instead of being transported on a pallet. Manufactured in North America.
- Thanks to the “Z” beam design, it can accommodate galvanized steel panels, wire decking or the traditional particle board with almost twice the load capacity per level compared to standard shelving units.
- 14 gauge 2” adjustable beams and 16 gauge frames. 22 gauge steel decking. 4 gauge 3” squared welding wire decking.
- Available also in 8”, 10” & 12” high.
- Wide Span units ship directly from manufacturer, usually in 7-10 business days.

Wide Span unit with steel decking.


| W" | D" | Levels | Lbs.* | Height: 6 ft. Starter bay | Height: 6 ft. Add-on bay | Height: 7 ft. Start bay | Height: 7ft. Add-on bay | Extra shelf |
|----|----|--------|-------|---------------------------|--------------------------|-------------------------|-------------------------|-------------|
| | | | | Stock No. | Stock No. | Stock No. | Stock No. | Stock No. |
| 48 | 24 | 3 | 2500 | MPS-62448-S | MPA-62448-S | MPS-72448-S | MPA-72448-S | MPB-2448-S |
| | 30 | | | MPS-63048-S | MPA-63048-S | MPS-73048-S | MPA-73048-S | MPB-3048-S |
| | 36 | | | MPS-63648-S | MPA-63648-S | MPS-73648-S | MPA-73648-S | MPB-3648-S |
| 60 | 24 | 3 | 2200 | MPS-62460-S | MPA-62460-S | MPS-72460-S | MPA-72460-S | MPB-2460-S |
| | 30 | | | MPS-63060-S | MPA-63060-S | MPS-73060-S | MPA-73060-S | MPB-3060-S |
| | 36 | | | MPS-63660-S | MPA-63660-S | MPS-73660-S | MPA-73660-S | MPB-3660-S |
| 72 | 24 | 3 | 1975 | MPS-62472-S | MPA-62472-S | MPS-72472-S | MPA-72472-S | MPB-2472-S |
| | 30 | | | MPS-63072-S | MPA-63072-S | MPS-73072-S | MPA-73072-S | MPB-3072-S |
| | 36 | | | MPS-63672-S | MPA-63672-S | MPS-73672-S | MPA-73672-S | MPB-3672-S |
| 84 | 24 | 3 | 1725 | MPS-62484-S | MPA-62484-S | MPS-72484-S | MPA-72484-S | MPB-2484-S |
| | 30 | | | MPS-63084-S | MPA-63084-S | MPS-73084-S | MPA-73084-S | MPB-3084-S |
| | 36 | | | MPS-63684-S | MPA-63684-S | MPS-73684-S | MPA-73684-S | MPB-3684-S |

*Load capacity per pair of beams, based on Uniformly Distributed Loads (UDL). Applicable for non-seismic use only.




Design your own Wide Span unit

- You can select from a wide range of heights, widths, depths, shelves and accessories listed below to design your own Wide Span unit.
- To build the Starter bay, pick 2 assembled frames and 3 beam pairs. Then, select the type of shelf, if required.
- To build an Add-on bay, pick 1 assembled frame (same depth as starter bay), and 3 beam pairs. Then, select the type of shelf, if required.



Assembled frames

| H | D" | Stock No. |
|--------|----|-----------|
| 6 ft. | 24 | MPF-624 |
| | 30 | MPF-630 |
| | 36 | MPF-636 |
| 7 ft. | 24 | MPF-724 |
| | 30 | MPF-730 |
| | 36 | MPF-736 |
| 8 ft. | 24 | MPF-824 |
| | 30 | MPF-830 |
| | 36 | MPF-836 |
| 10 ft. | 24 | MPF-1024 |
| | 30 | MPF-1030 |
| | 36 | MPF-1036 |
| 12 ft. | 24 | MPF-1224 |
| | 30 | MPF-1230 |
| | 36 | MPF-1236 |



Steel shelves

| W" | D" | Lbs.* | Stock No. |
|----|----|-------|-----------|
| 48 | 24 | 2500 | MPS-4824 |
| | 30 | | MPS-4830 |
| | 36 | | MPS-4836 |
| 60 | 24 | 2200 | MPS-6024 |
| | 30 | | MPS-6030 |
| | 36 | | MPS-6036 |
| 72 | 24 | 1975 | MPS-7224 |
| | 30 | | MPS-7230 |
| | 36 | | MPS-7236 |
| 84 | 24 | 1725 | MPS-8424 |
| | 30 | | MPS-8430 |
| | 36 | | MPS-8436 |
| 96 | 24 | 1425 | MPS-9624 |
| | 30 | | MPS-9630 |
| | 36 | | MPS-9636 |

*Load capacity per pair of beams, based on Uniformly Distributed Loads (UDL). Applicable for non-seismic use only.

*Shelves comprised of 12" steel panels.

Please contact your sales representative for particle board pricing.



More sizes available at www.interlakemecalux.com

Lbs. Assembled frames loading capacity*

| Beam spacing | Capacity* |
|--------------|-----------|
| 10" | 9570 |
| 20" | 8952 |
| 30" | 8489 |
| 40" | 7938 |
| 50" | 7144 |
| 60" | 6174 |
| 70" | 5072 |
| 80" | 4234 |
| 90" | 3440 |
| 100" | 2911 |

Particle board sizes required

| W/D" | 24 | 30 | 36 |
|------|------------------------|------------------------|------------------------|
| 48 | 47 x 23 ^{1/2} | 47 x 29 ^{1/2} | 47 x 35 ^{1/2} |
| 60 | 59 x 23 ^{1/2} | 59 x 29 ^{1/2} | 59 x 35 ^{1/2} |
| 72 | 71 x 23 ^{1/2} | 71 x 29 ^{1/2} | 71 x 35 ^{1/2} |
| 84 | 83 x 23 ^{1/2} | 83 x 29 ^{1/2} | 83 x 35 ^{1/2} |
| 96 | 95 x 23 ^{1/2} | 95 x 29 ^{1/2} | 95 x 35 ^{1/2} |



Beam pairs

| W" | Lbs.* | Stock No. |
|----|-------|-----------|
| 48 | 2500 | MPBL-48 |
| 60 | 2200 | MPBL-60 |
| 72 | 1975 | MPBL-72 |
| 84 | 1725 | MPBL-84 |
| 96 | 1425 | MPBL-96 |

*Load capacity per pair of beams, based on Uniformly Distributed Loads (UDL). Applicable for non-seismic use only.

Particle shelves max. loading capacity

| Shelf D" | Qty of supports | 7/8 boards | 5/8 boards |
|----------|-----------------|------------|------------|
| 24 | 2 | 2500* | 1200* |
| | 3 | 2500* | 1400* |
| 30 | 2 | 2100* | 800* |
| | 3 | 2500* | 1200* |
| 36 | 2 | 1500* | 650* |
| | 3 | 2300* | 1000* |

*Load capacity per pair of beams, based on Uniformly Distributed Loads (UDL). Applicable for non-seismic use only.



easyWMS

- Warehouse management software that controls, coordinates and manages all processes carried out in a warehouse.
- Possible to manage receiving orders for multi-SKU or single SKU containers
- Applies logistical data collection management to ensure product traceability.



Push-Back

- Push-Back is an accumulation storage system that allows up to four pallets deep per level to be stored.
- Goods are placed on a free-rolling carriage that is pushed back into the system by loading additional pallets.
- Optimal use of space by being a compact storage system, allowing warehouse storage capacity to be increased considerably.



Carton Flow

- Cases or cartons are manually picked from deep lanes that provide a steady rush of product.
- Ideal for palletized or boxed goods with sensitive expiration dates.
- It is made up of slightly inclined platforms of wheels and rollers, on which the goods are deposited at one end.
- They then slide down on their own until the far end, positioned at the exit aisle.



Unit Load AS/RS

- Fully compatible with any size pallet.
- The unit load racks can be single-depth or double-depth to maximize capacity.
- Stacker cranes are designed to work in very narrow aisles and at heights of nearly 100 feet.
- Heightened capabilities, schedules, upkeep, etc.
- Continuous flow of goods.



Mini Load AS/RS

- Easily expandable system which can be quickly dismantled and reassembled.
- Increases safety by reducing operator fatigue.
- Stacker cranes maximize capacity and increase throughput while operating smoothly and quietly.



Cantilever

- Cantilever racking is specifically designed to store long or varying length items.
- Expansive range of load capacities assures economical designs
- Center column design creates unlimited horizontal space
- Vertically adjustable arms allow maximum versatility



Radio-Shuttle

- A semiautomatic palletizing storage system that uses a cart to make internal movements within the shelving units autonomously.
- Eliminates the need for the forklifts to go into the storage aisles.
- Reduced pallet loading and unloading time.
- Greater number of stored SKUs.



Movirack®

- Shelving units become more compact and their storage capacity considerably increases.
- The mobile bases have motors, sliders, electronics and several systems to guarantee a safe, efficient operation.
- Direct access to any pallet in storage.
- Makes the most of available space.



Vertical Carousel

- Excellent for storing long cylinders of most kinds
- The support shaft has belts, slings or suspension devices that fit to rotating axles.
- Largely used in the printing industry to safely secure expensive cylinders.



Mezzanines

- Enables the warehouse space to be utilized to its full potential by doubling or tripling the surface area.
- The best way of optimizing available space, since the area below can remain open allowing for other storage.
- Can be the most economical way to increase your warehouse needs saving you the cost of a conventional building expansion.



High Height Rack

- Proper use of the volume.
- Direct access to any stored pallet.
- Extraction of merchandise can be done with two types of forklifts—trilateral and bilateral.



Advanced Cold Storage

- Maximize room capacity, optimizing the freezer space to achieve efficient energy use and profit growth.
- Easy accessibility to goods depending on product rotation.
- Proper control of the stored product, which ensures an accurate inventory.
- Automation may be used to maximize efficiency and minimize worker exposure to adverse working conditions.



Spinblock

- Saves time since operators do not have to move from their position to prepare the order.
- Stock management through constant inventory control.
- Short-term return on investment.
- Reduction in errors of more than 90 percent.



Pallet Flow

- Ideal for material with expiration dates.
- Produces an almost solid volume of usable storage space.
- Provides savings in space, manpower and utilities.
- When the first pallet is removed, the others advance one position, so the preceding pallet is always positioned at the front. This feature makes it ideal for storing perishable products.



Modular Safety Enclosures

- Separation and internal divisions of the various areas within a company (including waste classification areas).
- Manufacturing processes with moving machinery.
- Roller path surface protection.
- Enclosure of control and maintenance zones.



Drive-In/Drive-Thru

- Ideal for stocking large quantities of relatively few items.
- It can reduce overall square footage requirements by at least 35%.
- Reduces space cost and holds more loads.
- Eliminates the need for multiple aisles.
- Provides control over entry and exit.



e-mail: info@interlakemecalux.com - interlakemecalux.com

SALES OFFICES

CHICAGO
Tel. 1-708-344-9999
1600 North 25th Ave.
Melrose Park, IL 60160

DALLAS
Tel. 1-972-245-3910
12301 N Stemmons Freeway,
Suite 110
Farmers Branch, TX 75234

SAN DIEGO
Tel. 1-619-671-0335
8607 Ave. De La Fuente
San Diego, CA 92154

PRODUCTION PLANTS

CHICAGO
Tel. 1-708-344-9999
1600 North 25th Avenue
Melrose Park, IL 60160

MATAMOROS
Tel. (868) 811 44 00
Las Rusias 2700, Industrial
del Norte
Matamoros Tamaulipas -
C.P. 87316

PONTIAC
Tel. 1-877-632-2589
701 Interlake Drive
Pontiac, IL 61764

TIJUANA
Tel. (664) 647 22 00
Blvd. Bellas Artes, 9001
Ciudad Industrial Nueva Tijuana
Tijuana, B.C. - C.P. 22444

OFFICES WORLDWIDE

Argentina, Belgium, Brazil, Canada, Chile, Czechia, Colombia, France, Germany, Holland, Italy, Mexico, Peru, Poland, Portugal, Slovakia, Spain, Turkey, United Kingdom, Uruguay and USA.

