

- Cleanroom Tables
- Gowning Benches
- Gowning Racks
- Hand Sinks & Washing Stations
- Height Adjustable Tables
- Lab Workstations
- Laboratory Sinks
- Mobile Computer Workstations
- Stainless Steel Countertops
- Stainless Steel Inset Casework
- Vertical Storage Cabinets
- Wire and Stainless Carts
- Wire & Polymer Shelving
- Work Surface Systems



# Cleanroom & Lab Solutions

Pharmaceutical • Biotech • Medical Device • Cleanroom • Lab • Research



*Material Handling, Healthcare & Cleanroom Equipment*



**800-326-4403**

222 S. Main St. 5th Floor, Salt Lake City, UT 84101  
 | <https://www.mh-usa.com/> | 800-326-4403

**Download**  
Gowning Racks  
Spec EG04.01A



single  
(shown with optional hangers)



double  
(shown with optional hangers)



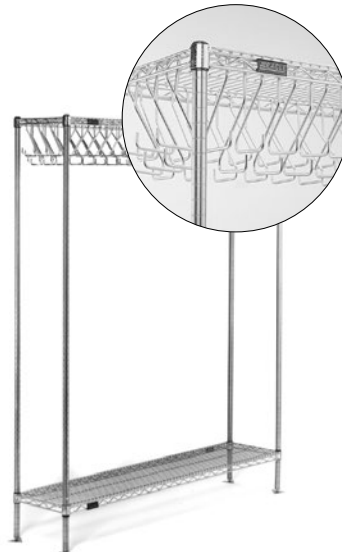
cantilevered  
(shown with optional hangers)

## Gowning Racks - with Hanger Rail


These racks are designed for efficient storage of garments in the cleanroom. Available in stainless steel or electropolished finishes. The stainless steel construction offers a non-contaminating surface that eliminates particle shedding. The electropolished models feature electrochemically passivated surfaces, for the most demanding requirements. 24" width, 75" height, and available in 48" to 84" lengths. Hanger slots are standard 3" centers. Other center configurations are available.



hanger slots on  
standard 2 1/2" centers  
(shown with optional hangers)



hooks welded on standard 1 1/2" centers  
on all four shelf sides



1"-diameter tubular bar  
mounted underneath wire shelf

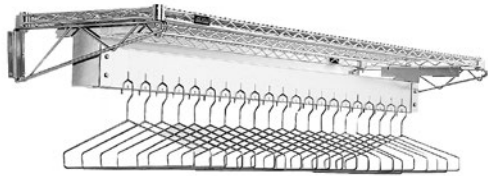
**Download**  
Wire Gowning Racks  
Spec EG04.01B

## Gowning Racks - with Wire Shelving Components

patented  
**QuadTruss**<sup>®</sup>  
design

These racks incorporate standard wire shelving featuring patented QuadTruss<sup>®</sup> design, with specially designed gown storage options. They offer a more economical rack option in less demanding environments. Available in chrome-plated steel as well as electropolished and stainless steel models. Available in 14" and 24" widths, and 48" to 72" lengths. 86" height.


**Download**  
Wall Gowning Racks  
Spec EG04.08



rack with hanger slots  
(shown with optional hangers)



rack with hanger tube



rack with hooks

## Wall-Mounted Gowning Racks 'Space Management Solutions'

### Racks with Hanger Slots

This gowning rack is available in lengths of 48" [17 hangers], 60" [22 hangers], or 72" [27 hangers] and width of 24". Wall mounted, and includes open wire top shelf for laminar flow. Available in electropolished stainless steel or chrome finish. Hangers are optional.

### Racks with Hanger Tube

Like the freestanding model, this model features a 1" diameter tubular bar which mounts easily to underside of wire shelf and comes in width of 18" and lengths of 48", 60", and 72". Wire design facilitates laminar flow. Available in electropolished or chrome finish.

### Racks with Hooks

This compact design is 14" in width and comes in lengths of 48" [30 hooks], 60" [38 hooks] or 72" [46 hooks]. Available in electropolished or chrome finish.

## Hangers and Hanger Bar Kits

### Open Loop Hangers

For all gowning rack models that employ hangers. Available in chrome, brush finish, or electropolished stainless steel.

### Two-Piece Hangers

For use with non-removable hanger models. The top component is affixed to the gowning rack, while the bottom component is removable for convenient mounting of the garment. Available in chrome, brush finish, or electropolished stainless steel.

### Closed Loop Hangers

For use with tubular gowning racks. Hangers are not removable from rack. Available in chrome, brush finish, or electropolished stainless steel.

### Slanted Hanger Bar Kits

Used to retrofit existing shelving into freestanding or wall-mounted gowning racks. Hanger slots on 2 1/2" centers. 24" shelf width required. Available in chrome, brush finish, or electropolished stainless steel.

### Tubular Hanger Bar Kits

Rack employs both closed loop hangers and open loop hangers. Available in stainless steel and chrome. Width 18", and length ranges from 48" to 72".



open loop hanger

**Download**  
Hangers & HB Kits  
Spec EG04.06

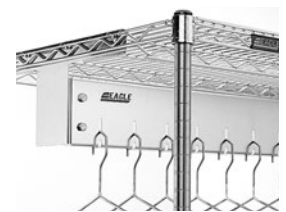


two-piece hanger

closed loop hanger



tubular hanger bar kits  
(shown with optional hangers)



slanted hanger bar kits  
(shown with optional hangers)

**Download**  
Gowning Benches  
Spec EG04.03

**Download**  
Heavy Duty Gowning  
Bench Spec EG04.13

## Gowning Benches

### Solid Gowning Bench

Benches include flanged stainless steel foot plates for convenient attachment to the floor. Available in brushed 304 stainless steel or electropolished finish. Widths of 9" and 12", lengths up to 84", and height of 17".

### EL Series Heavy Duty Solid Gowning Bench

Heavy-duty benches feature hat channel on underside of seat. Stainless steel foot plates. 14 gauge type 304 stainless steel. 16" front-to-rear, lengths up to 84", and 17" height. Available with welded or adjustable h-frame, or with adjustable 4-sided frame.

### Gowning Bench with Undershelf Storage

Available with perforated or solid seat. Wire undershelves offer optional bootie storage. These units come complete with designated seat, legs, foot plates, and one wire undershelf (*additional wire shelves and dividers are optional*). Available in electropolished or stainless steel finish. Seating area is 18" wide, and wire undershelf is 14" wide. Length up to 72" and height of 19".

### Wire Gowning Bench

Economical gowning bench with wire shelving components offers 62% laminar flow. Ideal for less demanding environments or for use during construction as the room is brought into clean. All units feature four 18" legs with foot plates, one three-sided channel frame, and one wire shelf. 14" width, 18" height, and available in lengths up to 72".



solid gowning bench



heavy duty gowning bench with adjustable 4-sided frame



gowning bench with standard undershelf (shown with optional additional shelf and dividers)



wire gowning bench

patented  
QuadTruss<sup>®</sup>  
design

## Carts and Wire Shelving Units

Open wire construction promotes higher visibility and permits greater air circulation, which reduces dust and contamination build-up. QuadTruss<sup>®</sup> design makes shelves up to 25% stronger. Posts are numbered on vertical 1" increments to ensure, fast, level assembly of shelves and maximum flexibility for unit/cart configuration. Numerous sizes and combinations are available. Accessories available include dividers, ledges, label holders, enclosure panels, and more.



two-shelf utility cart



wire shelving unit



angled wire shelf cart

**Download**  
Shelving Brochure  
EG7014



stainless utility carts



## Stainless Utility Carts

Ideal for light- to medium-duty transport in virtually any environment. Three stainless steel shelves welded to angle legs and caster channel frame. Four 4" diameter swivel plate casters. 1" diameter handle on one end. Available with standard 1"-high upturn on ends and rear of top and center shelves, or 1"-high upturn on all sides of all shelves.

**PATENTED!**  
(Patent #7,992,731)

## Quad-Adjust® Wire Shelving

*Add to your existing shelving without having to disassemble the entire unit.*



**Download**  
Quad-Adjust Shelving  
Spec EG01.14



channel of shelf corner fits into slot of collar attached to split sleeve

- Shelves feature special interlocking corners that fit in slots of collars mounted to split sleeves, allowing addition or removal of a shelf without the need to disassemble the entire shelf unit.
- Tapered split sleeves create a positive lock that becomes stronger as the load increases.
- Leveling feet are provided to help compensate for uneven floor surfaces.
- Shelf utilizes a pincer-type design with the mat wire sandwiched between the two top truss wires, adding significant strength and distributing the entire load without stress and strain on the welds.
- Available in standard finishes.
- Accommodates standard wire shelving accessories.

### Assembly is a simple 3-step exercise:



#### Step 1

Snap the split sleeves onto a post over the number of your choice.



#### Step 2

Attach the QuadAdjust® slotted collar onto the split sleeves.



#### Step 3

Slide shelf into slotted collar to complete.



roll bag dispenser

## Roll Bag Dispensers

Provides an effective means of dispensing rolls of bags or film. An easy way to establish protocol, by color of cleanroom waste, avoiding inadvertent mixing of non-compatible items. Standard unit consists of two 14" x 48" wire shelves, one 3-sided channel frame, eight removable dispensing bars and four 74" posts with 30" outrigger feet for stability. Dispensing bars are adjustable on 1" increments. Available in stainless steel or chrome finish. Unit measures 30" wide, 48" length, and 75" height. Custom sizes also available.

**Download**  
Roll Bag Dispenser  
Spec EG04.00

## Security Units

Security units range from 17 1/2" to 33 1/2" in width, 33 1/2" to 63 1/2" in length, and 69" height. Ideal for storing and transporting valuable materials. Security units are offered in chrome or electropolished stainless steel finish. Stationary and mobile units available.



**Download**  
Security Units  
Spec EG01.22

full-size mobile security unit  
—shown with optional  
center shelf (sold  
separately)

## QuadPLUS® Polymer Shelf Mats

**RFID-Compatible!**

**Quad PLUS.**


Mats come with choice of...

**Mats snap in place!**




removable shelf mats shown with Quad-Adjust® wire truss frame

**Blue or green polymer shelf mats available!**



shelf mats—blue, louvered and solid —shown assembled to shelf unit



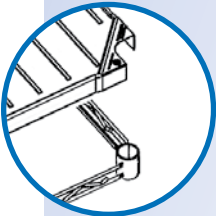
**Quad-Adjust® Truss Frame...**

Allows the addition or removal of a shelf without having to disassemble the entire shelf unit.



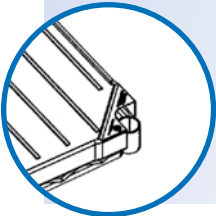
...or Standard Wire Truss Frame

**Easy Assembly! No tools needed!**



**Step 1**

Position polymer mats onto wire truss frame or shelf accordingly.



**Step 2**

Gently push each mat down along the front and rear to snap them into place.



**Easy to clean!**

- Mats snap into truss frame
- Injection-molded polypropylene mats feature MICROGARD® antimicrobial protection
- Easy cleaning
- Dishwasher-safe
- Truss frames coated with chrome or Valu-Master® gray epoxy finish (other finishes available, consult factory)
- Both style of truss frames can be fitted onto the same shelf unit
- Set of four split sleeves (included with each truss frame) snap onto Eagle's 1"-diameter posts
- Temperature rating of shelf mats: -20°F to 125°F

**MICROGARD®**

is an antimicrobial agent which contains built-in protection to retard the growth of a broad range of bacteria, mold and mildew on shelf surface that causes stains, odors and degradation.

**Standard on all QuadPLUS®**

**Download**  
QuadPLUS Shelving  
Spec EG01.47

louvered shelf mat

solid shelf mat

## Stainless Steel Inset Casework



[Download  
Stainless Inset  
Casework Brochure](#)

Eagle MHC manufactures a broad line of stainless steel inset casework featuring a wide variety of drawer and door confirmations to meet your laboratory requirements with all casework proudly made in the U.S.A.


Our comprehensive line of casework includes wall case, door base, drawer base, door/drawer combo bases, sink base, Tall case, pegboards, bench frames, and filler panels and strips.

Our casework construction and performance characteristics are in full compliance with SEFA 8M Metal standards.




## Shoe Racks

Wire shelves offer the optimum combination of laminar flow and ventilation for the storage of cleanroom shoes. Rods and tabs run through the shelves to create cubbies for each pair of shoes. Optional snap-on plastic label holders are available for identification of each storage unit. Available finishes are chrome and electropolished stainless steel. Foot plates are included for fastening the unit to the floor. 14" width, ranging in lengths from 24" to 72", and up to 86" in height.



[Download  
Shoe Racks  
Spec EG04.09](#)



shoe rack




## Vertical Storage Cabinets

All stainless steel type 304 enclosed cabinet with four adjustable interior shelves. Available with flat top or optional sloped top for laminar flow. Cabinets feature stainless steel hinged doors with wire-style pulls. Stationary units have stainless steel legs with adjustable bullet feet while mobile units include 5"-diameter swivel/brake casters with poly tread. Options include glass doors, door locks, additional shelves and custom sizing.

[Download  
Vertical Storage  
Cabinets EG04.11](#)

Download  
Wire Wall Mounts  
Spec EG02.11



adjustable post wire wall mount systems  
(shown with standard wire shelves)

## Adjustable Post Wire Wall Mount Shelf Systems

The adjustable wall mount provides wall storage and facilitates laminar flow. Use with standard wire shelves (*sold separately*). Designed to hold up to four tiers. The shelf widths range from 14" to 24" and the post height range from 14" to 63". Available in chrome and stainless steel.

## AdjuTable® Work Surface Systems

Eagle's AdjuTable® System allows you to create work surfaces in the configuration of your choice. Each work surface system comes with four 33" posts and your choice of the following bases: two C-frames; two H-frames; one C-frame and one wire undershelf; or one H-frame and one wire undershelf. Work surfaces are available with solid or perforated tops, brushed or electropolished. Available sizes are 24" to 36" in width and 36" to 60" in length. Table bases are available in chrome or stainless steel. Optional keyboard, utility drawers, and casters are available.



AdjuTable® with H-frame and wire undershelf

Download  
AdjuTable Systems  
Spec EG04.04A-C



C-frame AdjuTable® with wire overshelf system

C-frame AdjuTable® with cantilever overshelf system and optional drawer

## AdjuTable® Overshelf Systems

Eagle's AdjuTable® Overshelf System allows you to create work surfaces enhanced with two wire or cantilevered overshelves. Each work system comes with the two overshelves (two 29" posts come with wire overshelves only), two 33" front posts, two 63" rear posts, and your choice of the following table bases: two C-frames; two H-frames; one C-frame and one wire undershelf; or one H-frame and one wire undershelf. The available sizes are 24" to 36" width and 36" to 60" length. Work surfaces are available with solid or perforated tops, brushed or electropolished. Overshelves are offered in stainless steel or chrome finish. Optional keyboard, utility drawers, and casters are available.

## Mobile Table with Flex-Master® and Drawer

A totally flexible system for both new and existing operations when versatility is needed. A unique custom-style overshelf system utilizing standard components. Unsurpassed style, strength, performance, and flexibility. Unlimited combinations of shelves and utility racks to meet any need—imagine the possibilities! Customize your table with an appropriate sink.



## Height Adjustable Tables

Download  
Ht Adjustable Tables  
Spec EG10.37

For all of your ergonomic table needs. Tables adjust from 32" to 40" in height. The easy-to-adjust handle can be located at the left, right or center of the table. Available in 24" and 30" widths, and lengths ranging from 48" to 72". Tops are reinforced with stainless steel hat and leg channels, with Eagle's patented uni-lok® channel gusset system.



**Download**  
Cleanroom Tables  
Spec EG04.02



Solid Top, C-Frame Base



Solid Backsplash Top  
with H-Frame Base



Solid Top with  
Undershelf

## Cleanroom Tables

Type 304 stainless steel tables are available with solid or perforated tops, brushed or electropolished finish. All perforated tops have  $\frac{3}{4}$ " perforations on 1" centers, allowing for 40% laminar flow. Available in standard widths of 24", 30", and 36" and lengths from 36" to 96". Custom sizes available upon request. All cleanroom tables are alcohol-wiped and cleanroom bagged. Standard table bases are C-frame or H-frame in brushed or electropolished finish or solid stainless steel undershelf.



Perforated Top with  
C-Frame Base



Perforated Backsplash  
Top with H-Frame Base



Perforated Top with  
Solid Undershelf

## Lab Workstations for Non-Critical Environments

Spec-Master® workstations feature a 14 or 16 gauge stainless steel top. All workstations are available with an adjustable stainless steel undershelf or tubular base. Left and right ends are turned down 90° providing a flat surface so tables can be placed end to end. Sound deadening insulation tape runs between hat channel and table top. All workstations feature our patented uni-lok® system which provides greater strength and a bullnose edge on front and rear (*without backplash*).

**Download**  
Stainless Wkstations  
Spec EG10.70



SE series



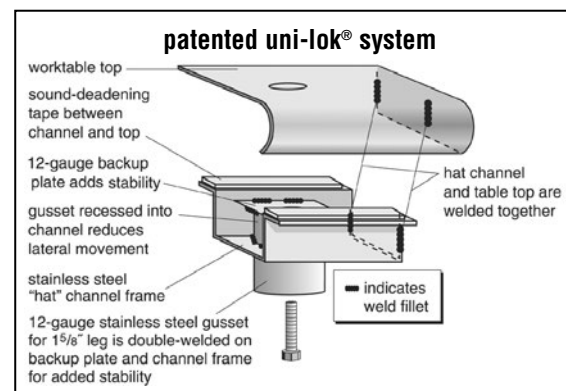
SE-BS series



STE series



STE-BS series



**Download**  
Computer Wkstations  
Spec EG01.04



mobile computer workstation with optional mouse shelf

## Mobile Computer Workstations

Open wire workstation allows for laminar flow. Reduces moisture and dust build-up. Comes with standard keyboard drawer. Mouse shelf is optional. Available in chrome or stainless steel finish. 5" swivel casters (two with brake) with choice of resilient or polyurethane tread. 24" or 36" width, 24" or 36" length, 53<sup>3</sup>/<sub>8</sub>" overall height.

## Workstations

### Stationary Workstations

Workstations with open wire construction offer 62% laminar flow with up to 800-lb. load-bearing capacity. Available in electropolished stainless steel or chrome finish. 24" width, and available in 36" or 48" length. Optional keyboard drawer available.

### Mobile Workstations

Eagle's mobile workstations allow for easy relocation of stations as needed. Features four 5" poly stem casters (*two with brake*). Overshelves are height-adjustable in 1" increments for flexible and accurate placement without the use of tools. 24" width, and available in 36" or 48" length. Available in stainless steel or chrome finish. Optional keyboard drawer available.

**Download**  
CR Workstations  
Spec EG04.10



stationary workstation



mobile workstation with two cantilevered overshelves

## SpecFAB® Custom Capabilities




### Custom Equipment Manufactured to Your Specifications!

Custom applications comprised of specially fabricated, stainless steel equipment or pre-fab modular components, or a combination of both, work their way quickly through a simple yet sophisticated design, approval and fabrication process. We can make multiple pieces with repeat precision. Equipment built to your exact specifications, pre-wired and pre-plumbed (if applicable), is shipped with shorter lead times and at a lower overall cost.



### Manufacturing Capabilities:

- Engineering and design assistance.
- Room layouts provided.
- Standard and custom built stainless products.
- Small to large order capacities.
- Designed and built to industry standards.
- Quality controlled throughout process.
- In-house equipment capabilities and standard products provide economical solutions.



## FN Series Sinks

14 gauge stainless steel throughout. All bowls are 14" deep and have 5/8" radius corners, both vertical and horizontal. Legs feature adjustable crossbracing front-to-back and side-to-side to increase stability. Standard 10" backsplash and include a 1" upturn. Sinks come standard in one, two, three, or four compartments with or without drainboards.

**Download**  
FN Series Sinks  
Spec EG20.32-20.35



3-bowl FN series sink with drainboards



3-bowl counter drop-in sink

## Countertop Drop-In Self Rim Design Sinks

All units are 304 series stainless steel and come standard with mounting hardware, swivel faucet, and 1 1/2" basket drain. Available in one, two and three compartment.

**Download**  
Drop-In Sinks  
Spec EG20.39



## 314 Series Sinks

Deep drawn sinks have a generous radius and are rectangular for maximum capacity. Legs are galvanized, 1 1/2" diameter and welded adjacent to sink bowl for maximum stability and support. Sinks come standard in one, two, three, or four compartments with or without drainboards.

**Download**  
314 Series Sinks  
Spec EG20.27-20.30



3-bowl counter drop-in sink

## Countertop Drop-In Sinks with No Deck

All units are 304 series stainless steel and come standard with 1 1/2" basket drain. Features 1 3/8" trim on all four sides. Available in one, two and three compartment.

**Download**  
Drop-In Sinks -  
No Deck EG8207

## Hand Sinks

Eagle offers the widest range of hand sink choices with over 40 models to choose from - many available with exclusive Microgard® antimicrobial protection.

Eagle also offers the industry's only deep-drawn positive-drain bowl, assuring complete draining to meet even the most stringent health code requirements.

Hand sinks are type 304 stainless steel all-welded construction. Deep-drawn, one-piece, seamless bowls. Models vary from the traditional hand sink with faucet to the electronic hand sink with soap and towel dispenser and hot water heater. Available in wall mount and pedestal type models.



**Download**  
Hand Sink  
Brochure

# Stainless Steel Countertops



*stainless steel countertops fabricated to drawings indicating backplash height, raised edge and field condition requirements*

## Countertops

- 16 or 14 gauge, type 304 or 316 stainless steel available. Other gauges and types of stainless available to meet the function and chemical resistant demands of highly specialized labs.
- Standard front edge Square or Box Marine, unless otherwise specified.
- Back and end splashes are manufactured per specification. All working surfaces and sink bowls have covered sanitary horizontal and vertical corners.
- Either a mechanical hairline seam or field welded joint available per your specifications. Maximum length without seam is 144". Length is reduced by 5 1/2" for each end splash that may be required.
- Fabricated sink bowls available in most any size and depth with single or multiple compartments.
- For backplash mounted faucets, splash will need to be at least 2" deep for plumbing access, holes for deck mounted faucets are typically centered 1 1/4" from the edge of sink bowl.
- Both L-shaped and U-shaped tops are available per your drawings.
  - Corners are mitered and factory welded.
  - Maximum size without field joint provisions fits 101"H x 96"W trailers for ground shipment.
- Countertops have stainless steel reinforcing hat channels. NSF-listed sprayed latex sound deadening available upon request.
- Standard packaging is wood crated and is included in the cost.



Although every attempt has been made to ensure the accuracy of the data in this publication, we cannot be responsible for printing or typographical errors or omissions. ©2021 Eagle Group.