



Pallet Rack Safety and Security Systems

Industry Uses:

- Distribution & Warehousing
- Manufacturing
- Energy & Utilities
- Pharmaceutical
- Biotech & Chemical



Grrripper Bracket

Patent Pending

NOTE: Standard Finish Color is BeastBlack. Orange is Optional.

Features:

The Grrripper Bracket

The world's first and only drop-in bracket. Saves install time. Won't disengage from rack upon impact when drop pin is correctly installed.

Heavy-Duty

With a name like "Beast", it's only fitting that our material is built to last. Fully framed, fully welded construction.

Fits Your Bay

Whether extending above the uprights, creating protection above driver tunnels, or enclosing the sides of your rack, we have options designed to fit.

When Safety Matters

Won't cut from impact like netting.

Reliable


Backed by our unrivaled 10-year warranty.

Works with your storage racking system, not against it

Prevents costly damage and injuries due to falling objects

Averts theft of costly inventory and tooling






Panels


Panels are constructed of 10-gauge wire welded in a 2" square mesh pattern, welded securely into a 1-1/4" x 1/8" thick full angle frame. To provide coverage, panels will stack to the desired height. For example, you might use (2) 5' high and (1) 4' panels for 14' of coverage. Standard sized panels are designed to match the inside dimension between uprights and have multiple holes punched to avoid mounting brackets at beam levels. Optional: 6-gauge mesh also available.

Oversized Bays: Bays wider than 10' require (2) panels wide adjoined with a 4' splice channel bolted to the top and bottom panels.




Doors

Constructed similar to the panels, but with flat steel stock welded diagonally for additional rigidity. Doors are punched to accept bolt on padlock hasps (provided), and are furnished with threaded rod ends to connect to pivot style brackets. Slide and custom doors are also available upon request.



Brackets

Panel brackets are available for a variety of uses and upright styles/sizes: A fixed, flush-mount angle bracket; patent pending adjustable angle brackets designed to drop-in teardrop uprights in (2) size options; and, adjustable 'universal' brackets to fit most upright styles. Door brackets have pintles welded to plates that capture the upright allowing flexible placement.



FIXED



DROP-IN



UNIVERSAL



PIVOT

Part #	RB00	RB06R	RB12R	URB12S/D	PB1 & PB2
Type	Fixed	Drop-In	Drop-In	Universal	Pivot (for doors)
Offset(s)	0" (Flush-Mount)	4", 5" & 6"	8", 10" & 12"	Adj. from 2"-12"	N/A (Flush-Mount)

Finish

All materials are powder coated tough. Standard in **BeastBlack**.



BeastBlack



Gray



OSHA
Orange



Blue



Red



Yellow



White



Green

NOTE: Colors are approximate



800-326-4403

222 S. Main St. 5th Floor, Salt Lake City, UT 84101
| <https://www.mh-usa.com/> | 800-326-4403

